



# CATÁLOGO DE PRODUCTOS

**fapersa**  
[www.fapersa.com.ar](http://www.fapersa.com.ar)



# Fapersa

Lamadrid 3065 (3000)  
Santa Fe, Argentina

TEL +54 (0342) 4839393

 +54 (0342) 6310144

 pedidos@fapersa.com



# ÍNDICE

|  |                |
|--|----------------|
| » <b>ÁRBOL DE LEVAS</b> .....                    | <b>PAG. 07</b> |
| SUSIN FRANCESCUTTI                               |                |
| STH  |                |
| » <b>BALANCINES</b> .....                        | <b>PAG. 13</b> |
| STH  |                |
| » <b>BOTADORES HIDRÁULICOS</b> .....             | <b>PAG. 15</b> |
| STH  |                |
| » <b>CIGÜEÑALES</b> .....                        | <b>PAG. 19</b> |
| SUSIN FRANCESCUTTI                               |                |
| STH  |                |
| » <b>COJINETES</b> .....                         | <b>PAG. 25</b> |
| KING   |                |
| » <b>CORREAS DE DISTRIBUCIÓN</b> .....           | <b>PAG. 35</b> |
| OPTIBELT   |                |
| » <b>CORREAS TRAPEZOIDALES</b> .....             | <b>PAG. 39</b> |
| OPTIBELT   |                |
| » <b>CORREAS POLY V</b> .....                    | <b>PAG. 43</b> |
| OPTIBELT   |                |
| » <b>JUEGO DE JUNTAS</b> .....                   | <b>PAG. 47</b> |
| ELRING   |                |
| STH  |                |
| » <b>JUNTA TAPAS DE CILINDROS</b> .....          | <b>PAG. 53</b> |
| ELRING   |                |
| STH  |                |
| » <b>KIT DE DISTRIBUCIÓN</b> .....               | <b>PAG. 63</b> |
| OPTIBELT   |                |
| » <b>EMPAQUETADURA DE BANCADA</b> .....          | <b>PAG. 67</b> |
| ELRING   |                |
| » <b>PERNOS PARA PISTON</b> .....                | <b>PAG. 69</b> |
| FAPERSA  |                |
| » <b>TAPAS DE CILINDROS</b> .....                | <b>PAG. 83</b> |
| STH  |                |
| » <b>TORNILLOS PARA TAPAS DE CILINDROS</b> ..... | <b>PAG. 91</b> |
| ELRING   |                |
| » <b>VÁLVULAS</b> .....                          | <b>PAG. 93</b> |
| STH  |                |



# ÁRBOL DE LEVAS



**» CATERPILLAR**

|               |       |
|---------------|-------|
| 3046E         | CO631 |
| 3116          | CO574 |
| 3304 - 4 CIL. | CO572 |
| 3306 - 6 CIL. | CO573 |

**» CUMMINS**

|                      |       |
|----------------------|-------|
| ISBE - 3.9           | CO583 |
| ISBE - 5.9           | CO547 |
| ISC - 8.3            | CO585 |
| SERIE C - 6CTA - 8.3 | CO581 |
| SERIE B - 4BT - 3.9  | CO611 |
| SERIE B - 6BTA - 5.9 | CO610 |

**» FIAT**

|                                 |       |
|---------------------------------|-------|
| IVECO MOT.FPT - CURSOR 13       | CO565 |
| DUCATO 2.3D MULTIJET - ADMISIÓN | CO635 |
| DUCATO 2.3D MULTIJET - ESCAPE   | CO636 |

**» MERCEDES BENZ**

|  |        |
|--|--------|
| OM314 - MOD. NUEVO   | CO510  |
| OM314 - MOD. VIEJO   | CO511  |
| OM314 - MOD. NUEVO - COMP. 94MM                              | CO532  |
| OM352 - ASPIRADO - MOD. NUEVO - COMPR. 94MM                  | CO514  |
| OM352 - ASPIRADO - MOD. VIEJO H' 1982 - COMPR. 77MM          | CO508  |
| OM352 - ASPIRADO - MOD. VIEJO D' 1982 - COMPR. 94MM          | CO527  |
| OM352A - TURBO - MOD. NUEVO - COMPR. 94MM                    | CO528  |
| OM352A - TURBO - MOD. VIEJO H' 1982                          | CO501  |
| OM352/366 HIBRIDO  | CO566  |
| OM355/5 - ASPIRADO - 5 CIL.                                  | CO526  |
| OM355/6 - ASPIRADO - 6 CIL.                                  | CO512  |
| OM355/6A - TURBO - 6 CIL.                                    | CO506  |
| OM355/5LA - TURBO - 5 CIL.                                   | CO505  |
| OM355/6LA - TURBO INTERCOOLER - 6 CIL.                       | CO504  |
| OM364 - ASPIRADO   | CO513  |
| OM364A - TURBO INTERCOOLER                                   | CO516  |
| OM366 - ASPIRADO   | CO507  |
| OM366A - TURBO   | CO515  |
| OM366LA - TURBO INTER.                                       | CO523  |
| OM366LA - TURBO INTER. - EURO II (ADM. CRUCE DISTINTO)       | CO562  |
| OM447 - C/BOMBA INYECTORA                                    | CO552  |
| OM447 - 63 MM  | CO552A |
| OM449 - 58 MM  | CO549  |
| OM449 - 63 MM  | CO549A |
| OM457 - 4 AGUJEROS - C/ ENG. MENOR INT. DE 73 DIENTES        | CO570A |
| OM457 - EURO III - 6 AGUJEROS - C/ENG. MENOR INT. 73 DIENTES | CO624  |
| OM457 - ELECTRONICO C/ENGRANAJE                              | CO570  |



|                     |       |
|---------------------|-------|
| OM904               | CO579 |
| OM906               | CO580 |
| OM924               | CO582 |
| OM924LA - EURO 5-C  | CO553 |
| OM926 - C/ENGRANAJE | CO554 |

**» MWM**

|                          |       |
|--------------------------|-------|
| D-229 - 4CIL. - ASPIRADO | CO534 |
| 6.10 / 6.12              | CO594 |
| 4.10 / 4.10T - 4 CIL.    | CO622 |

**» PERKINS**

|       |       |
|-------|-------|
| 4-203 | CO545 |
|-------|-------|

**» SCANIA**

|  |       |
|--|-------|
| DS/DSC12 - MOTOR ELECTRÓNICO                       | CO613 |
| DS/DSC12 - SERIE 400 EVOLUTION - MOTOR ELECTRÓNICO | CO615 |
| DSC12 - C/BOMBA INYECTORA                          | CO614 |
| DS11/DSC11   | CO509 |

**» VOLVO**

|               |       |
|---------------|-------|
| TD100/101G    | CO521 |
| TD100 A TURBO | CO517 |
| TD121         | CO522 |

» **CHEVROLET**

CORSA 1.6 EFI/MPF (B)  
MERIVA 1.8 - 8 VÁLVULAS  
230/ 250

AL140715  
AL14075F  
AL14100A

» **FIAT**

DUCATO 2.8TDI  
DUNA 1.7 DIESEL - 8M  
DUNA 1.7 DIESEL - 9M  
PALIO 1.8 - 8 VÁLVULAS  
FIRE 1.3-8V  
TIPO 1.4/ 1.6  
128/ DUNA/ UNO  
147-1.3 DIESEL  
600E- R- S/ 750/ 800 SPIDER

AL250159  
AL251307  
AL251865  
AL14075F  
AL251688  
AL251112  
AL250613  
AL251242  
AL250565

» **FORD**

ECO SPORT 1.4TCDI  
FALCON 188/ 221  
FIESTA 1.3  
FIESTA 1.8D - ROS. 10MM  
FIESTA 1.8TD - ROS. 10MM  
TAUNUS 2.0/2.3  
MOT. ROCAM 1.6 - 8V - 1 SENSOR  
MOT. ROCAM 1.6 - 8V - 3 SENSORES  
MOT. ROCAM 1.0 - 8V

AL5929AD  
AL59050A  
AL5904BA  
AL590295  
AL5901AA  
AL59060B  
AL5927BB  
AL5931CA  
AL5930AB

» **MITSUBISHI**

2.5TD - MOT. 4D56T  
2.8TD - MOT. 4M40

AL191333  
AL191091

» **NISSAN**

2.7TD-TD27

AL030300

» **PEUGEOT**

MOT. XUD9/ DW8  
405 - INY. NAFTA  
504 - NAFTA  
504 - XD2/ XD3

AL4401E8  
AL4403J8  
AL440590  
AL440461

» **RENAULT**

|                                   |          |
|-----------------------------------|----------|
| CLIO - MOT. F8Q-44/46             | AL180277 |
| CLIO II - MOT. K4M-ADM.           | AL181927 |
| CLIO II - MOT. K4M-ESC.           | AL182028 |
| CLIO II - MOT. K7M                | AL182640 |
| CLIO II - 2.0 MOT. F4R - ADMISION | AL182409 |
| CLIO II - 2.0 MOT. F4R - ESCAPE   | AL182510 |
| R12 - 1400                        | AL180306 |
| R18/ TRAFIC D.                    | AL180631 |
| R18/ 2.0 - NAFTA                  | AL180709 |
| R18/ 2.2-NAFTA                    | AL180509 |
| R9/ R11-1600                      | AL180173 |
| CLIO 1.5D - MOT. K9K              | AL181328 |

» **TOYOTA**

|                 |          |
|-----------------|----------|
| 2.8D - 3L/ 5L   | AL630770 |
| 3.0D - MOT. 1KZ | AL632110 |

» **VOLKSWAGEN**

|   |          |
|---|----------|
| GOL 1.6/ 1.8/ 2.0 - P/ BOTADOR HIDRÁULICO | AL70051L |
| GOL/ SENDA 1.6D                           | AL701601 |
| BORA 1.9TDI - AGV/ AHF                    | AL70201K |
| GOLF 1.9TDI                               | AL70241F |
| POLO 1.9 DIESEL                           | AL70101G |
| BORA 1.9TDI - INY. BBA.                   | AL70171R |
| FOX/ SURAN 1.6 - 8V.                      | AL7019AF |



# BALANCINES



**» CHEVROLET**

CORSA 1.4/ 1.6 - FIJO  
CORSA II/ AGILE 1.4/ 1.8

BV140760  
BV140770

**» FIAT**

IVECO 2.3/3.0 JTD C/BOT.

BV250110

**» FORD**

FIESTA 1.0/ 1.6 8V - MOT. ROCAM

BV590420

**» MITSUBISHI**

L200 - MOT. 4D56 - ADM.  
L200 - MOT. 4D56 - ESC.

BV19129A  
BV19129E

**» PEUGEOT**

307 2.0HDI - MOT. DW10  
206 1.6TDCI - MOT. DV6  
407 2.0HDI - MOT. DW10BTED4

BV440140  
BV440380  
BV440780

**» RENAULT**

CLIO II 1.6 16V - MOT.K4M  
MASTER 2.5TDCI 16V - MOT.G9U  
CLIO II 1.2 16V - MOT. D4F - ADM.  
CLIO II 1.2 16V - MOT. D4F - ESC.

BV180210  
BV180300  
BV18064A  
BV18065E

**» VOLKSWAGEN**

FOX/ SURAN 1.6  
GOLF 2.0TDI 16V

BV700620  
BV700700

# BOTADORES HIDRÁULICOS



» **CHEVROLET**

|   |                 |
|---|-----------------|
| <b>194/230/250</b><br>MED. 21,40 x 50,80  | <b>B1410340</b> |
| <b>CORSA 1.4/1.6/1.8 - 8 VALVULAS</b><br>MED. 21,30 x 68,40                         | <b>B1410000</b> |
| <b>ASTRA - VECTRA 1.7D/1.7TD - 8 VALVULAS</b><br>MED. 21,30 x 68,40                 | <b>B1410000</b> |
| <b>ASTRA - VECTRA 1.4/1.6/1.8/2.2/2.4 NAFTA - 16 VALVULAS</b><br>MED. 32,00 x 26,00 | <b>B1415600</b> |
| <b>AGILE - CORSA II - ONIX/ PRISMA 1.4/ 1.8</b><br>MED. 16,00 x 51,00               | <b>B1468000</b> |
| <b>CORSA - MERIVA 1.4/1.6/1.8/2.2/2.4 NAFTA - 16 VALVULAS</b><br>MED. 32,00 x 26,00 | <b>B1415600</b> |
| <b>AVEO 1.6 - 16 VALVULAS</b><br>MED. 32,00 x 26,00                                 | <b>B1415600</b> |
| <b>CAPTIVA - CRUZE 2.0/2.2 CDI - 16 VALVULAS (DOHC)</b><br>MED. 12,00 x 34,80       | <b>B4493000</b> |
| <b>SONIX - SPIN 1.3 - 16 VALVULAS (JTD)</b><br>MED. 12,00 x 34,80                   | <b>B4493000</b> |
| <b>CRUZE 1.4 TURBO - 16 VALVULAS (DOHC)</b><br>MED. 12,00 x 34,80                   | <b>B4493000</b> |

» **CITROEN**

|   |                 |
|---|-----------------|
| <b>C3 1.4TDCI - DV4</b><br>MED. 12,00 x 34,80                                 | <b>B4493000</b> |
| <b>C4 - C5 - BERLINGO 1.6TDCI - 8/16 VALVULAS - DV6</b><br>MED. 12,00 x 34,80 | <b>B4493000</b> |
| <b>C3 - C4 1.6 - 16 VALVULAS (TU5JP4)</b><br>MED. 28,30 x 26,00               | <b>B4443000</b> |
| <b>C4 - C5 2.0 - 16 VALVULAS (EW10J4)</b><br>MED. 28,30 x 26,00               | <b>B4443000</b> |

» **FIAT**

|  |                 |
|--|-----------------|
| <b>PALIO 1.6 - 16 VALVULAS TORQUE</b><br>MED. 33,00 x 26,00        | <b>B2510260</b> |
| <b>BRAVO 1.6 - 16 VALVULAS (JTD)</b><br>MED. 12,00 x 34,80         | <b>B4493000</b> |
| <b>PALIO - PUNTO 1.3 - 16 VALVULAS (JTD)</b><br>MED. 12,00 x 34,80 | <b>B4493000</b> |
| <b>FIRE 1.3 - 8/16 VALVULAS</b><br>MED. 28,50 x 26,00              | <b>B5935000</b> |

» **FORD**

|   |                 |
|---|-----------------|
| <b>FALCON 188/221</b><br>MED. 22,20 x 47,00 | <b>B5910440</b> |
| <b>TAUNUS 2.0/2.3</b><br>MED. 21,40 x 75,00 | <b>B5910210</b> |



|  |                 |
|--|-----------------|
| <b>COUGAR - MONDEO - MOT. V6 - 24 VALVULAS (DOHC)</b><br>MED. 16,00 x 51,00          | <b>B5933000</b> |
| <b>FIESTA - ECO SPORT 1.4 TDCI</b><br>MED. 12,00 x 34,80                             | <b>B4493000</b> |
| <b>FIESTA - FOCUS - ECO SPORT 1.0/1.6 - 8 VALVULAS (ROCAM)</b><br>MED. 13,00 x 39,00 | <b>B5912300</b> |
| <b>ESCORT - MONDEO 1.6/1.8/2.0 - 16 VALVULAS (ZETEC)</b><br>MED. 28,50 x 26,00       | <b>B5935000</b> |

**» JEEP**

|   |                 |
|---|-----------------|
| <b>GRAND CHEROKEE 3.0CRD - V6 - 24 VALVULAS (OM642)</b><br>MED. 12,00 x 34,80 | <b>B4493000</b> |
|---|-----------------|

**» PEUGEOT**

|  |                 |
|--|-----------------|
| <b>307 - PARNER 1.6TDCI - DV6 8/12 VALVULAS</b><br>MED. 12,00 x 34,80            | <b>B4493000</b> |
| <b>306 - 307 - 406 2.0HDI (DW10)</b><br>MED. 12,00 x 34,80                       | <b>B4493000</b> |
| <b>206 - 207 1.6 - 16 VALVULAS (TU5JP4)</b><br>MED. 28,30 x 26,00                | <b>B4443000</b> |
| <b>307 - 308 - 407 2.0 - 16 VALVULAS (EW10J4)</b><br>MED. 28,30 x 26,00          | <b>B4443000</b> |
| <b>407 2.2 - 16 VALVULAS (EW12J4)</b><br>MED. 28,30 x 26,00                      | <b>B4443000</b> |
| <b>406 - 605 3.0 V6 - 24 VALVULAS (ES9J4)</b><br>MED. 28,30 x 26,00              | <b>B4443000</b> |
| <b>1.8/1.9/2.0 - - 16 VALVULAS (XU7JP4/ XU9J4/ XU10J4)</b><br>MED. 32,00 x 26,00 | <b>B1415600</b> |

**» RENAULT**

|  |                 |
|--|-----------------|
| <b>CLIO II - LAGUNA - SCENIC - 16 VALVULAS (K4M/F4P/F4R)</b><br>MED. 12,00 x 39,00 | <b>B1891000</b> |
| <b>LAGUNA 2.0 - 16 VALVULAS (N7Q)</b><br>MED. 32,00 x 26,00                        | <b>B1415600</b> |
| <b>LAGUNA 3.0 V6 - 24 VALVULAS (L7X)</b><br>MED. 28,30 x 26,00                     | <b>B4443000</b> |


**» SUZUKI**

|   |                 |
|---|-----------------|
| <b>FUN 1.0 NAFTA - 8 VALVULAS</b><br>MED. 21,30 x 68,40 | <b>B1410000</b> |
| <b>FUN 1.4 NAFTA - 8 VALVULAS</b><br>MED. 16,00 x 51,00 | <b>B1468000</b> |

» **VOLKSWAGEN**

|  |                 |
|--|-----------------|
| <b>FOX - SURAN 1.6 (VAH)</b><br>MED. 12,00 x 34,80                                     | <b>B4493000</b> |
| <b>SCIROCCO 1.4 NAFTA - 16 VALVULAS</b><br>MED. 12,00 x 34,80                          | <b>B4493000</b> |
| <b>FOX - SURAN 1.6 - PASSAT 2.0 16V. - VENTO 2.5 5 CIL. 20V.</b><br>MED. 12,00 x 34,80 | <b>B4493000</b> |
| <b>UP 1.0 3CIL. - 12 VALVULAS</b><br>MED. 12,00 x 34,80                                | <b>B4493000</b> |
| <b>BORA - VENTO 1.9TDI / INYECTOR BOMBA</b><br>MED. 35,00 x 26,00                      | <b>B7011580</b> |
| <b>BORA - VENTO - PASSAT 1.9TDI</b><br>MED. 35,00 x 26,00                              | <b>B7012600</b> |
| <b>GOL - POLO - CADDY 1.6D/1.9D</b><br>MED. 35,00 x 26,00                              | <b>B7050000</b> |

# CIGÜEÑALES



**» CATERPILLAR**

|      |       |
|------|-------|
| D8   | VB439 |
| 3066 | VB423 |
| 3114 | VB440 |
| 3116 | VB424 |
| 3304 | VB096 |
| 3306 | VB093 |

**» CHEVROLET**

|                            |       |
|----------------------------|-------|
| S10 / BLAZER - MOT. HS 2.5 | VB077 |
|----------------------------|-------|

**» CUMMINS**

|                               |       |
|-------------------------------|-------|
| SERIE B 3.9 - 4B / 4BT / 4BTA | VB220 |
| SERIE B 4.5 - 4BT             | VB221 |
| SERIE B 5.9 - 6B / 6BT / 6BTA | VB288 |
| SERIE C 8.3 - 6C / 6CT / 6CTA | VB282 |
| ISC6-ELECTR.                  | VB461 |
| N/NH855                       | VB089 |
| ISB4-ELECTR.                  | VB452 |
| ISB4.5-ELECTR.- EURO V        | VB455 |
| ISB6-ELECTR.                  | VB453 |
| ISB6.7-ELECTR.- EURO V.       | VB457 |

**» FIAT**

|  |       |
|--|-------|
| IVECO 13.8 / 8210 - EUROTEC 450 E 37 (8 contrapesos) | VB458 |
| IVECO EURO CARGO TECTOR                              | VB453 |
| DUCATO 2.3 D.-MULTIJET                               | VB247 |
| IVECO 2.8  | VB244 |

**» FORD**

|                              |        |
|------------------------------|--------|
| F100 - MOT. MAXION HS 2.5    | VB077  |
| ESCORT 1.6 - MOT. CHT H`1996 | VB017  |
| RANGER - MOT. MAXION HS 2.8  | VB077A |

**» MAXION**

|   |        |
|---|--------|
| 2.5HS - 4 CIL. - CHEVROLET / FORD / SPRINTER      | VB077  |
| 2.8 TDI - 4 CIL. - FORD RANGER POWER STROKE       | VB077A |
| 3.9 - 4 CIL. 3 AGUJEROS EN PUNTA - CHEVROLET D-20 | VB068  |

**» MERCEDES BENZ**

|   |        |
|---|--------|
| OM314 - MOLETEADO (4 CONTRAPESOS INTEGR.)           | VB266G |
| OM314 - ROSCADO (4 CONTRAPESOS INTEGR.)             | VB266R |
| OM352/352A - MOLETEADO (8 CONTRAPESOS INTEGR.)      | VB465G |
| OM352/352A - ROSCADO (8 CONTRAPESOS INTEGR.)        | VB465R |
| OM355/OM355A - 5 CIL.                               | VB067  |
| OM355 - 6 CIL.                                      | VB035  |
| OM355LA - 6 CIL.                                    | VB035A |
| OM364/364A (4 CONTRAPESOS INTEGR.)                  | VB236  |
| OM366/366A (8 CONTRAPESOS INTEGR.)                  | VB469  |
| OM447/OM447A/OM457 - 6 CIL. (8 CONTRAPESOS INTEGR.) | VB204  |
| OM449/OM449LA - 5 CIL.                              | VB205  |
| OM611   | VB450  |
| OM651 - EURO V - 4 CONTRAPESOS                      | VB195  |
| OM904 - 4 CIL. DIAMETRO 103 MM                      | VB415  |
| OM904 - 4 CIL. DIAMETRO 98 MM                       | VB415A |
| OM906 - 6 CIL. DIAMETRO 103 MM                      | VB425  |
| OM906 - 6 CIL. DIAMETRO 98 MM                       | VB425A |
| OM924 - 4 CIL. DIAMETRO 103 MM                      | VB415C |
| OM926 - 6 CIL. DIAMETRO 103 MM                      | VB425C |
| SPRINTER - MOTOR MAXION 2.5HS                       | VB077  |

**» MITSUBISHI**

|            |       |
|------------|-------|
| 2.5 - 4D56 | VB080 |
| 2.8TD-4M40 | VB078 |

**» MWM**

|  |       |
|--|-------|
| D-229 - 4 CIL. MOTOR ASPIRADO                                | VB063 |
| D-229 - 6 CIL. MOTOR ASPIRADO                                | VB056 |
| TD-229 - 4 CIL.  | VB222 |
| TD-229 - 6 CIL.  | VB129 |
| 4.07T/4.07TCA  | VB332 |
| 4.10/4.10T/4.10TCA   | VB326 |
| 4.12   | VB327 |
| 6.07T/6.07TCA  | VB308 |
| 6.10/6.10T/6.10TCA   | VB313 |
| 6.12 / 6 AGUJ. (VW17.213-17.230-17.260-26.230-26.260-31.260) | VB328 |
| 6.12 / 8 AGUJ. (VOLVO VM260-VM310)                           | VB329 |

**» PERKINS**

|                      |        |
|----------------------|--------|
| 1004 / 1004T - 4CIL. | VB074  |
| 1004 / T-4CIL-P      | VB071  |
| 1006 / 1006T - 6CIL. | VB061  |
| 4-203 - BRIDA ANCHA  | VB059A |
| 4-203 - BRIDA FINA   | VB059  |
| 4-236 - 1 AGUJERO    | VB068A |
| 4-236 - 3 AGUJEROS   | VB068  |

|                            |        |
|----------------------------|--------|
| 4-248                      | VB068T |
| 6-354 FASE 4 - 3 AGUJEROS  | VB060B |
| 6-354 FASE 2 - BRIDA ANCHA | VB060  |
| 6-354 FASE 2 - BRIDA FINA  | VB060A |

**» RENAULT**

|             |       |
|-------------|-------|
| MASTER 2.5D | VB246 |
|-------------|-------|

**» SCANIA**

|                  |       |
|------------------|-------|
| DC9 EURO 5-5CIL. | VB243 |
| DC9 - 5CIL       | VB043 |
| DC11 - 10,6 LTS. | VB451 |
| DN/DS/DSC11      | VB045 |
| DS12/DSC12       | VB202 |
| DC13             | VB042 |

**» TOYOTA**

|                   |       |
|-------------------|-------|
| 3.0 MOT. 1KZT/1KD | VB152 |
|-------------------|-------|

**» VALMET**

|                        |       |
|------------------------|-------|
| VALTRA/VALMET-620 D/DS | VB076 |
|------------------------|-------|

**» VOLSKWAGEN**

|  |       |
|--|-------|
| 6.12 / 6 AGUJ. (VW17.213-17.230-17.260-26.230-26.260-31.260) | VB328 |
| GOL 1.6 MOT. CHT H´1996                                      | VB017 |

**» VOLVO**

|  |        |
|--|--------|
| D12/D12A                                   | VB369  |
| VM260 - VM310 - MOT. MWM 6.12 / 8 AGUJEROS | VB329  |
| V7/A-B-E                                   | VB454  |
| TD100/102 - BRIDA CON 10 AGUJEROS          | VB046  |
| TD102 S - BRIDA CON 14 AGUJEROS            | VB046E |
| TD120/10 - BRIDA CON 10 AGUJEROS           | VB047  |
| TD122/123 - BRIDA CON 14 AGUJEROS          | VB047E |

» **CHEVROLET**

AVEO 1.6 - 8/ 16 VALVULAS  
CORSA 1.6 - 8/ 16 VALVULAS

C14263  
C14348

» **DEUTZ**

BF4M1013  
BF4M2012  
BF6L913C - TURBO  
BF6M1013  
F6L913 - ASPIRADO

C5010134  
C5020124  
C50913BF  
C5010136  
C50913F6

» **FIAT**

IVECO 2.5 - BANC. TRASERA 76mm - CARRERA 92mm - BRIDA 100x18mm  
IVECO 2.5 - BANC. TRASERA 86mm - CARRERA 92mm - BRIDA 114x18 mm  
IVECO 2.8 - BANC. TRASERA 86mm - CARRERA 100mm - BRIDA 114x18mm  
MOTOR TIPO 1.4/ 1.6

C25261A  
C25261B  
C25262  
C251416

» **MITSUBISHI**

CANTER - 4D30 - BANCADA 82mm - CARRERA 105mm  
2.5 - 4D56 L200 - BANCADA 66mm - CARRERA 95mm  
2.8TD - 4M40

C19126  
C19129  
C19130

» **PEUGEOT**

206-MOT.TU3JP  
206-MOT.TU5JP  
504/505-2.0

C4420614  
C4420616  
C44505

» **VOLKSWAGEN**

1.8 MOT.AP-INYECCIÓN - 86,40/ 8 CONTRAPESOS  
1.6 MOT. AP - 77,40/ 4 CONTRAPESOS

C70101E  
C70101K





# COJINETES



» **CHEVROLET**

**CHEVY SUPER/PICK-UP/400 - MOT. 194/230/250 - 6 CIL.**

REF. BIELA MED. STD al 050  
REF. BANCADA MED. STD al 050

**CR624AM  
MB752SI**

**OPEL/CORSA 1.4/1.6**

REF. BIELA MED. STD al 100  
REF. BANCADA MED. STD al 100

**CR418AM  
MB5519AM**

**ASTRA/VECTRA 2.0-8V**

REF. BIELA MED. STD al 050  
REF. BANCADA MED. STD al 050

**CR4017AM  
MB5520AM**

**CORSA/VECTRA/ASTRA 1.7D - MOT. 4EE1 - ISUZU**

**MERIVA TDI 1.7TD - 146V - MOT. 4EE1T - ISUZ**  
REF. BIELA MED. STD al 075  
REF. BANCADA MED. STD-025-050  
REF. AXIAL MED. STD-010-025

**CR4207SI  
MB5078SI  
TW142AM**

**S10 - MOT. MAXION 2.5D**

REF. BIELA MED. STD al 030  
REF. BANCADA MED. STD al 030  
REF. AXIAL MED. STD

**CR4405CP  
MB5538CP  
TW186AM**

» **FIAT**

**FIAT 128 1.3/EUROPA/147 TR/TRS/SPAZIO - 73/90**

REF. BIELA MED. STD al 040  
REF. BANCADA MED. STD al 040  
REF. AXIAL MED. STD-010-025

**CR4099AM  
MB5549AM  
TW105AM**

**147/DUNA//UNO DIESEL - 1.3L.**

REF. BIELA MED. STD al 040  
REF. BANCADA MED. STD al 040

**CR4483AM  
MB593AM**

**REGATTA 2000/ DUNA/ TIPO/ TEMPRA1.7 - 1.9**

REF. BIELA MED. STD al 040  
REF. BANCADA MED. STD al 040  
REF. AXIAL MED. STD-010-025

**CR4488AM  
MB562AM  
TW113AM**

**FIRE 1.3/1.4-8/16 VALVULAS**

REF. BIELA MED. STD al 030  
REF. BANCADA MED. STD al 030

**CR4270AM  
MB5627AM**

**PUNTO 1.3JTD-MULTIJET**

REF. BIELA MED. STD al 020  
REF. BANCADA MED. STD al 020

**CR4377CA  
MB5414SI**

**UNO/DUNA/TIPO 1.4/1.6**

REF. BIELA MED. STD al 040  
REF. BANCADA MED. STD al 040  
REF. AXIAL MED. STD-010-025

**CR4099AM  
MB5549AM  
TW105AM**

**PALIO/SIENA 1.7TD/MAREA/DUCATO 1.9TD**

**CR4171AM**

|   |   |
|---|---|
| REF. BIELA MED. STD al 030<br>REF. BANCADA MED. STD al 040<br>REF. AXIAL STD-005-010  | <b>MB562AM</b><br><b>TW113AM</b>  |
| <b>FIAT PALIO 1.8-POWER TRAIN</b><br>REF. BIELA MED. STD al 030<br>REF. BANCADA MED. STD al 075   | <b>CR4147AM</b><br><b>MB5519AM</b>                                      |
| <b>DUCATO 2.3JTD-MULTIJET</b><br>REF. BIELA MED. STD al 020<br>REF. BANCADA MED. STD al 020   | <b>CR4626CA</b><br><b>MB5445SI</b>                                      |
| <b>DUCATO 2.5 DIESEL/DAILY - MOT. 8144.61/67 - LISOS</b><br>REF. BIELA MED. STD-010-020<br><b>DAILY 2.8 - MOT. 8140.23/43 - C/AGUJERO CENTRAL</b><br>REF. BIELA MED. STD al 030<br>REF. BANCADA MED. STD al 030 | <b>CR4154CP</b><br><b>CR4073CP</b><br><b>MB5014CP</b>                   |
| <b>619N1/697N - 137MM - C/AGUJERO CENTRAL</b><br>REF. BIELA MED. STD al 030<br>REF. BANCADA MED. STD al 030   | <b>CR6633CP</b><br><b>MB791CP</b>                                       |
| <b>400/500 CN3/CN4 - 673N - CP3 - 3 y 6 CIL - PAR</b><br>REF. BIELA MED. STD al 050   | <b>CR155CP</b>  |
| <b>700E/800 - 4 CIL - PAR</b><br>REF. BIELA MED. STD al 040<br><b>480/640/980 - PAR</b><br>REF. BIELA MED. STD al 030<br><b>- PAR</b><br>REF. BANCADA MED. STD-020  | <b>CR1213CP</b><br><b>CR1209CP</b><br><b>MB172CP</b>                    |
| <b>40 NC/50 NC/55 NC - MOT. 8040.05/06 - 4 CIL - PAR</b><br>REF. BIELA MED. STD al 030<br><b>CAMION 130/150 TURBO - OMNIBUS 130 - PAR</b><br>REF. BANCADA MED. STD al 030<br>REF. AXIAL MED. STD                | <b>CR183CP</b><br><b>MB147CP</b><br><b>TW235AM</b>                      |
| <b>EUROCARGO TURBO - MOT. 4 CIL/6 CIL - PAR</b><br>REF. BIELA MED. STD-010-020<br><b>- PAR</b><br>REF. BANCADA MED. STD al 030<br>REF. AXIAL MED. STD   | <b>CR1208CP</b><br><b>MB192CP</b><br><b>TW235AM</b>                     |
| <b>» FORD</b>   |   |
| <b>GALAXY/ORION 1.8/2.0 - MOT. V.W.</b><br>REF. BIELA MED. STD al 075<br>REF. BANCADA MED. STD al 075<br><b>- C/CANAL TOTAL</b><br>REF. BANCADA MED. STD al 075<br>REF. AXIAL MED. STD-010                      | <b>CR411AM</b><br><b>MB5566AM</b><br><b>MB5028AM</b><br><b>TW2010AM</b> |

**TAUNUS GXL/SIERRA XR4 2.0/2.3**

REF. BIELA MED. STD al 100  
REF. BANCADA MED. STD al 100

**CR4476SI  
MB582AM**

**FALCON 221" - MOT. 7 BANC.**

REF. BIELA MED. STD al 050  
REF. BANCADA MED. STD al 050

**CR618AM  
MB782AM**

**F100/F600/FAIRLANE - MOT. V8 292"**

REF. BIELA MED. STD al 040  
REF. BANCADA MED. STD al 040

**CR810AM  
MB583AM**

**ESCORT/FIESTA 1.8D**

REF. BIELA MED. STD al 075  
REF. BANCADA MED. STD al 075

**CR4062AM  
MB5592AM**

**ESCORT/FIESTA 1.8TD**

REF. BIELA MED. STD al 050  
REF. BANCADA MED. STD al 050

**CR4345CA  
MB5592AM**

**FIESTA 1.6-16V ZETEC**

REF. BIELA MED. STD al 0.75  
REF. BANCADA MED. STD al 0.75

**CR4365CA  
MB5009AM**

**FOCUS 2.0L - RS - 16V - MOT. ZETEC (DOHC)**

REF. BIELA MED. STD-025  
REF. BANCADA MED. STD-025-050

**CR4134AM  
MB5241AM**

**FOCUS 2.0 16V-DURATEC**

REF. BIELA MED. STD al 0.75  
REF. BANCADA MED. STD al 0.75

**CR4515SI  
MB5442SI**

**FORD F100 HSC - MOT. MAXION 2.5D**

REF. BIELA MED. STD al 030  
REF. BANCADA MED. STD al 030  
REF. AXIAL MED. STD

**CR4405CP  
MB5538CP  
TW186AM**

**TRANSIT 2.5 TDI**

REF. BIELA MED. STD al 075  
REF. BANCADA MED. STD al 075

**CR4499AM  
MB5589AM**

**KA/FIESTA 1.3L - MOT. HSC - VARILLERO**

REF. BIELA MED. STD al 075  
REF. BANCADA MED. STD al 075  
REF. AXIAL MED. STD-010-025

**CR4040AM  
MB5576AM  
TW172AM**

**KA/FIESTA/ECOSPORT 1.0/1.6 - MOT. ZETEC ROCAM - 99/..**

REF. BIELA MED. STD al 075  
REF. BANCADA MED. STD al 075  
REF. AXIAL MED. STD-010-025

**CR4040AM  
MB5576AM  
TW172AM**

**ESCORT/FIESTA/MONDEO 1.6/1.8/2.0 - 8/16V - MOT. ZETEC**

REF. BIELA MED. STD-025-050  
REF. BANCADA MED. STD-025-050

**CR4150SI  
MB5008SI**

**ECO SPORT 1.4 - MOT. DV4TD**

REF. BIELA MED. STD-030-050

**CR4353XA**

REF. BANCADA MED. STD-030-050  
REF. AXIAL MED. STD

**MB5399SI**  
**TW179AM**

» **ISUZU**

**MOT. 4EE1T**

REF. BIELA MED. STD-025-050  
REF. BANCADA MED. STD-025-050  
REF. AXIAL MED. STD-010-025

**CR4207SI**  
**MB5078SI**  
**TW142AM**

» **JOHN DEERE**

**1420/2420/3420. - PAR**

REF. BIELA MED. STD al 030

**CR189AM**

» **MAXION**

**M.BENZ SPRINT/FORD F100 HSC/CHEVROLET S10**

REF. BIELA MED. STD al 030  
REF. BANCADA MED. STD al 030  
REF. AXIAL MED. STD-010-025

**CR4405CP**  
**MB5538CP**  
**TW186AM**

» **MERCEDES BENZ**

**SPRINTER TDI**

REF. BIELA MED. STD al 030  
REF. BANCADA MED. STD al 030  
REF. AXIAL MED. STD

**CR4405CP**  
**MB5538CP**  
**TW186AM**

**OM611/OM612 - PAR**

REF. BIELA MED. STD-025-050

**- PAR**

REF. BANCADA MED. STD-025-050

**CR1018XA**

**MB1190XA**

**OM366/OM366A**

REF. BIELA MED. STD al 075  
REF. BANCADA MED. STD al 075

**CR6630CP**  
**MB7083CP**

» **MITSUBISHI**

**4D56/4D56T**

REF. BIELA MED. STD al 075  
REF. BANCADA MED. STD al 075

**CR4466AM**  
**MB5228AM**

» **MWM**

**D225/226/229 - 3/4/6 CIL - PAR**  
REF. BIELA MED. STD al 075

**CR197AM**

» **PERKINS**

**4-203**  
REF. BIELA MED. STD al 050  
REF. BANCADA MED. STD al 050

**CR454AM**  
**MB504AM**

**6-305**  
REF. BIELA MED. STD al 050  
REF. BANCADA MED. STD al 050

**CR655AM**  
**MB705AM**

**6-354 - F1/F2**  
REF. BIELA MED. STD al 050  
REF. BANCADA MED. STD al 050  
REF. AXIAL MED. STD-010-025

**CR673AM**  
**MB727AM**  
**TW208AM**

» **PEUGEOT**

**404/504 - 5 BANCADAS**  
REF. BIELA MED. STD al 100  
REF. BANCADA MED. STD al 100

**CR422AM**  
**MB515AM**

**504 2000 - 5 BANCADAS - CIGÜEÑAL C/TAPONES**  
REF. BIELA MED. STD al 100  
REF. BANCADA MED. STD al 100  
REF. BANCADA MED. STD al 100  
REF. AXIAL MED. STD-010-025

**CR422AM**  
**MB542AM**  
**MB522AM**  
**TW212AM**

**504/505 - XD2/XD2S/XD3**  
REF. BIELA MED. STD al 100  
REF. BANCADA MED. STD al 100  
REF. AXIAL MED. STD

**CR4016AM**  
**MB5551AM**  
**TW251AM**

**306/405/406 - MOT. XU7JP/XU7JP4**  
REF. BIELA MED. STD-030-050  
**- 5 CANAL/ 5 LISOS**  
REF. BANCADA MED. STD al 080  
REF. AXIAL MED. STD-010-025

**CR4308AM**

**MB5182AM**  
**TW246AM**

**405 GL/GR/SR 1580CC - MOT. XU5J/S - 5 CANAL/ 5 LISOS**  
REF. BANCADA MED. STD al 080  
REF. AXIAL MED. STD-010-025

**MB5182AM**  
**TW246AM**

**106/205 1000/1100/1360CC - MOT. TU1/TU2/TU3**  
REF. BIELA MED. STD-030-050  
REF. BANCADA MED. STD-030-050  
REF. AXIAL MED. STD-010-025

**CR4493AM**  
**MB5569AM**  
**TW132AM**

**106L/SXL/206/306 1587CC - MOT. TU5P - Ø 78,50**  
REF. BIELA MED. STD-030-050

**CR4493AM**

|   |  |
|---|--|
| REF. BANCADA MED. STD-030-050<br>REF. AXIAL MED. STD-010-025  | <b>MB5262AM<br/>TW132AM</b>                    |
| <b>205/305/309/405 DIESEL - MOT. XUD7/XUD9</b><br>REF. BIELA MED. STD al 080<br>REF. BANCADA MED. STD al 080<br>REF. AXIAL MED. STD-010-025   | <b>CR4075AM<br/>MB5129AM<br/>TW246AM</b>       |
| <b>306/405/406/806/BOXER TD - MOT.XUD7TE-U3</b><br>REF. BIELA MED. STD al 080<br>REF. BANCADA MED. STD-030-050<br>REF. AXIAL MED. STD-010-025   | <b>CR4217CP<br/>MB5129AM<br/>TW246AM</b>       |
| <b>306/405/406/806/BOXER TD - MOT. XUD7TE-TF</b><br>REF. BIELA MED. STD al 080<br>REF. BANCADA MED. STD-030-050<br>REF. AXIAL MED. STD-010-025  | <b>CR4467CP<br/>MB5129AM<br/>TW246AM</b>       |
| <b>BOXER 2.8 HDI - MOT. 8140.23/8140.43 - IVECO - LISOS</b><br>REF. BIELA MED. STD-010-020<br><b>- C/AGUJERO CENTRAL</b><br>REF. BIELA MED. STD al 030<br>REF. BANCADA MED. STD-010-020   | <b>CR4154CP<br/><br/>CR4073CP<br/>MB5014CP</b> |
| <b>206HDI/307HDI - MOT. DV4TD</b><br>REF. BIELA MED. STD-030-050<br>REF. BANCADA MED. STD-030-050<br>REF. AXIAL MED. STD  | <b>CR4353XA<br/>MB5399SI<br/>TW179AM</b>       |
| <b>307 - MOT. DV6TED4</b><br>REF. BIELA MED. STD-030-050<br>REF. BANCADA MED. STD-030-050   | <b>CR4503SX<br/>MB5399SI</b>                   |
| <b>» RENAULT</b>  |  |
| <b>R12/R11/R18 1400 JR - MOT. C2L/C3L - CLIO - MOT. E5F/E7F</b><br>REF. BIELA MED. STD al 100-125<br><b>CLIO 1.4 - MOT. E6J ENERGY - NEW CLIO 1.4 - MOT. E7J</b><br>REF. BANCADA MED. STD al 100-125<br>REF. AXIAL MED. STD-010-025 | <b>CR4426AM<br/><br/>MB588AM<br/>TW121AM</b>   |
| <b>R12 1.300</b><br>REF. BIELA MED. STD al 100-125<br>REF. BANCADA MED. STD al 100-125<br>REF. AXIAL MED. STD al 050  | <b>CR4426AM<br/>MB505AM<br/>TW120AM</b>        |
| <b>MEGANE/CLIO/LAGUNA/MEGANE 1.4 - MOT. K4J</b><br>REF. BIELA MED. STD al 100-125<br>REF. BANCADA MED. STD al 075<br>REF. AXIAL MED. STD-010-025  | <b>CR4426AM<br/>MB5352AM<br/>TW166AM</b>       |
| <b>CLIO/LAGUNA/MEGANE 1.6 - 16V - MOT. K4M - S/TRABA</b><br>REF. BIELA MED. STD-025-050<br><b>- C/TRABA</b><br>REF. BANCADA MED. STD al 075   | <b>CR4350AM<br/><br/>CR4426AM</b>              |

REF. BANCADA MED. STD al 075  
REF. AXIAL MED. STD-010-025

**MB5352AM**  
**TW166AM**

**KANGOO/CLIO II/MEGANE/MEGANE II - MOT. K9K**

REF. BIELA MED. STD al 075  
REF. BANCADA MED. STD al 075  
REF. AXIAL MED. STD-010-025

**CR4357XA**  
**MB5352AM**  
**TW166AM**

**CLIO/MEGANE/SCENIC RN - MOT. K7M**

REF. BIELA MED. STD al 075  
**- S/TRABA**  
REF. BANCADA MED. STD al 075  
REF. AXIAL MED. STD-010-025

**CR4426AM**  
**MB5350AM**  
**TW166AM**

**R18/COUPE FUEGO/TRAFIC 2.0**

REF. BIELA MED. STD al 100  
REF. BANCADA MED. STD al 100  
REF. AXIAL MED. STD-010-025

**CR4015AM**  
**MB5544AM**  
**TW135AM**

**FUEGO/TRAFIC/R21 2.2D**

REF. BIELA MED. STD al 125  
REF. BANCADA MED. STD al 100  
REF. AXIAL MED. STD-010-025

**CR4019AM**  
**MB5180AM**  
**TW162AM**

**MEGANE/LAGUNA 2.0 - MOT. F3R-722 / F7R-723 - C/TRABA**

REF. BIELA MED. STD al 125  
**- S/TRABA**  
REF. BANCADA MED. STD al 100  
REF. AXIAL MED. STD-010-025

**CR4019AM**  
**MB5180AM**  
**TW162AM**

**MASTER G9U/G9T**

REF. BIELA MED. STD al 075  
REF. BANCADA MED. STD al 100  
REF. AXIAL MED. STD

**CR4372XA**  
**MB5621SI**  
**TW1006AM**

**LAGUNA/SAFRANE 2.0 16V- MOT. N7Q**

REF. BIELA MED. STD al 075  
REF. BANCADA MED. STD al 100

**CR4310AM**  
**MB5351AM**

**R19RT MOT. F2N/F3P NAFTA/F8M/F8Q/A DIESEL - C/TRABA**

REF. BIELA MED. STD al 075  
**- C/TRABA**  
REF. BANCADA MED. STD al 100  
REF. AXIAL MED. STD-010-025

**CR4019AM**  
**MB5180AM**  
**TW162AM**

**LAGUNA/MEGANE/CLIO 1.9TDI - MOT. F8Q/F9Q - S/TRABA**

REF. BIELA MED. STD al 100  
**- S/TRABA**  
REF. BIELA MED. STD al 100  
REF. AXIAL MED. STD-010-025

**CR4227XA**  
**MB5288AM**  
**TW162AM**

**TWINGO/CLIO/EXPRESS 1149CC - MOT. D4F/D7F**

REF. BIELA MED. STD-025-050

**CR4305AM**

**MASTER TDI 2.8TD - MOT. 8140.63 -LISOS**

REF. BIELA MED. STD-010-020

**CR4154CP**



**- C/AGUJERO CENTRAL**

REF. BIELA MED. STD al 030  
REF. BANCADA MED. STD-010-020

**CR4073CP  
MB5014CP**

» **ROVER**

**1.4/1.6 16V - MOT. 14K16 - 16K16**

REF. BIELA MED. STD al 030  
REF. BANCADA MED. STD al 030

**CR4152AM  
MB5012AM**

» **TOYOTA**

**HILUX - MOT. 3L/5L**

REF. BIELA MED. STD al 075  
REF. BANCADA MED. STD al 075

**CR4187AM  
MB5145AM**

**HILUX 3.0-1KD/2KD**

REF. BIELA MED. STD al 050  
REF. BANCADA MED. STD al 050  
REF. AXIAL MED. STD al 025

**CR4390SI  
MB5423SI  
TW290AM**

» **VOLKSWAGEN**

**FOX/TREND 1.6**

REF. BIELA MED. STD-025-050  
REF. BANCADA MED. STD al 100  
REF. AXIAL MED. STD-010-025

**CR4251AM  
MB5566AM  
TW2010AM**

**AMAROK 2.0-BITURBO**

REF. BIELA MED. STD-025-050  
REF. BANCADA MED. STD-025-050

**CR460SV  
MB5337SI**

**GACEL GL 1.6/POLO/GOL/GACEL/CADDY 1.6 MI**

REF. BIELA MED. STD al 075  
REF. BANCADA MED. STD al 100

**- C/CANAL TOTAL**

REF. BANCADA MED. STD al 075  
REF. AXIAL MED. STD-010-025

**CR411AM  
MB5566AM**

**MB5028AM  
TW2010AM**

**GACEL/GOLF/PASSAT 1.6 - MOT. 068.2**

REF. BIELA MED. STD al 075  
REF. BANCADA MED. STD al 075

**CR411AM  
MB5070AM**

**GACEL/GOL/SENDA 1.6 - GACEL/SAVEIRO 1.6D - LISOS**

REF. BIELA MED. STD al 075

**- C/AGUJERO CENTRAL**

REF. BIELA MED. STD al 075  
REF. BANCADA MED. STD al 075

**CR437AM**

**CR4104AM  
MB5070AM**

**GACEL/POLO/GOL 1.8**

REF. BIELA MED. STD al 075

**CR4104AM  
MB5566AM**

REF. BANCADA MED. STD al 100  
**- C/CANAL TOTAL**  
REF. BANCADA MED. STD al 075  
REF. AXIAL MED. STD-010-025

**MB5028AM**  
**TW2010AM**

**GOLF 2.OSDI - 8V.**  
REF. BIELA MED. STD al 050  
REF. BANCADA MED. STD al 050  
REF. AXIAL MED. STD-010-025

**CR4253XA**  
**MB5337SI**  
**TW2010AM**

**GOLF TDI/POLO TDI 1.9**  
REF. BIELA MED. STD al 075  
**- 4 LISOS - 6 C/CANALETA**  
REF. BANCADA MED. STD al 100  
**- C/CANAL TOTAL**  
REF. BANCADA MED. STD al 075  
REF. AXIAL MED. STD-010-025

**CR4182CP**  
  
**MB5566AM**  
  
**MB5028AM**  
**TW2010AM**

# CORREAS DE DISTRIBUCIÓN



**» CHEVROLET**

|                             |         |
|-----------------------------|---------|
| ASTRA/VECTRA 1.8/2.0/2.2 8V | ZRK1023 |
| AVEO 1.6-MOT.F16D3          | ZRK1182 |
| CHEVR.VECTRA 2.4 16V        | ZRK1256 |
| CORSA-MOT.1.7 DIESEL        | ZRK1280 |
| CORSA II/MERIVA 1.8 8V      | ZRK1292 |
| ASTRA/VECTRA 2.0 16V        | ZRK1330 |

**» FIAT**

|                             |         |
|-----------------------------|---------|
| 128/147-MOT.1.3             | ZRK1051 |
| 147-MOT.1.3 DIESEL          | ZRK1082 |
| UNO/PALIO 1.4/1.6-MOT.TIPO  | ZRK1244 |
| PALIO 1.6 16V/LINEA 1.9 16V | ZRK1245 |
| PALIO/UNO-MOT.1.7D/TD       | ZRK1248 |
| 128/REGATTA-MOT. 1.5        | ZRK1267 |
| IVECO-MOT.2.5/2.8D          | ZRK1316 |
| PALIO 1.3/1.4 8V-MOT.FIRE   | ZRK1469 |

**» FORD**

|                              |         |
|------------------------------|---------|
| FOCUS 1.6 16V                | ZRK1172 |
| SIERRA 1.6/2.0-1984/1992     | ZRK1213 |
| FIESTA 1.8D/TD-MOT.D18/D18T  | ZRK1293 |
| ESCORT 1.6/1.8 16V-MOT.ZETEC | ZRK1434 |

**» MAXION**

|               |         |
|---------------|---------|
| MOT.2.5D/2.8D | ZRK1307 |
|---------------|---------|

**» PEUGEOT**

|                            |         |
|----------------------------|---------|
| 206 1.4 8V-MOT.TU1JP       | ZRK1114 |
| 206 1.4-MOT.TU3JP          | ZRK1118 |
| 306 1.8-MOT.XU7JP          | ZRK1128 |
| 307 2.0 16V-MOT.EW10J4     | ZRK1149 |
| 306 1.9D/TD-MOT.XUD7/XUD9  | ZRK1262 |
| 306/PARTNER 1.9D-MOT.DW8   | ZRK1351 |
| 307 2.0HDI-MOT.DW10TD      | ZRK1352 |
| 306 1.6/2.0 16V-MOT.TU5JP4 | ZRK1537 |

**» RENAULT**

|                          |         |
|--------------------------|---------|
| RENAULT R18 2.0-MOT.J5R  | ZRK1129 |
| RENAULT R18 2.2-MOT.J7T  | ZRK1131 |
| MEGANE 2.0-MOT.F3R       | ZRK1135 |
| CLIO 1.6 8V-MOT.K7M      | ZRK1317 |
| MASTER II-MOT.2.8DTI     | ZRK1332 |
| CLIO 1.2 16V-MOT.D4F     | ZRK1427 |
| CLIO 1.6 16V-MOT.K4M     | ZRK1470 |
| CLIO 1.9D-MOT.F8Q        | ZRK1145 |
| RENAULT R19 1.9D-MOT.F8Q | ZRK1147 |

**» TOYOTA**


|                             |         |
|-----------------------------|---------|
| HILUX 2.5/3.0 D4D-..../2005 | ZRK1580 |
|-----------------------------|---------|

**» VOLKSWAGEN**

|                             |         |
|-----------------------------|---------|
| GOL 1.6/1.8/2.0-MOT.AUDI    | ZRK1237 |
| GOL/SAVEIRO-MOT.1.6 DIESEL  | ZRK1242 |
| GOL/GOLF/PASSAT-MOT.1.9D/TD | ZRK1290 |



# CORREAS TRAPEZOIDALES





|                            |                 |
|----------------------------|-----------------|
| <b>APLICACIONES VARIAS</b> | <b>A10X665</b>  |
| <b>APLICACIONES VARIAS</b> | <b>A10X685</b>  |
| <b>APLICACIONES VARIAS</b> | <b>A10X710</b>  |
| <b>APLICACIONES VARIAS</b> | <b>A10X730</b>  |
| <b>APLICACIONES VARIAS</b> | <b>A10X740</b>  |
| <b>APLICACIONES VARIAS</b> | <b>A10X760</b>  |
| <b>APLICACIONES VARIAS</b> | <b>A10X838</b>  |
| <b>APLICACIONES VARIAS</b> | <b>A10X850</b>  |
| <b>APLICACIONES VARIAS</b> | <b>A10X875</b>  |
| <b>APLICACIONES VARIAS</b> | <b>A10X888</b>  |
| <b>APLICACIONES VARIAS</b> | <b>A10X900</b>  |
| <b>APLICACIONES VARIAS</b> | <b>A10X910</b>  |
| <b>APLICACIONES VARIAS</b> | <b>A10X913</b>  |
| <b>APLICACIONES VARIAS</b> | <b>A10X925</b>  |
| <b>APLICACIONES VARIAS</b> | <b>A10X940</b>  |
| <b>APLICACIONES VARIAS</b> | <b>A10X950</b>  |
| <b>APLICACIONES VARIAS</b> | <b>A10X960</b>  |
| <b>APLICACIONES VARIAS</b> | <b>A10X970</b>  |
| <b>APLICACIONES VARIAS</b> | <b>A10X1000</b> |
| <b>APLICACIONES VARIAS</b> | <b>A10X1025</b> |
| <b>APLICACIONES VARIAS</b> | <b>A10X1040</b> |
| <b>APLICACIONES VARIAS</b> | <b>A10X1075</b> |
| <b>APLICACIONES VARIAS</b> | <b>A10X1140</b> |
| <b>APLICACIONES VARIAS</b> | <b>A10X1150</b> |
| <b>APLICACIONES VARIAS</b> | <b>A10X1165</b> |
| <b>APLICACIONES VARIAS</b> | <b>A10X1175</b> |
| <b>APLICACIONES VARIAS</b> | <b>A13X875</b>  |
| <b>APLICACIONES VARIAS</b> | <b>A13X925</b>  |
| <b>APLICACIONES VARIAS</b> | <b>A13X940</b>  |





|                            |                 |
|----------------------------|-----------------|
| <b>APLICACIONES VARIAS</b> | <b>A13X1000</b> |
| <b>APLICACIONES VARIAS</b> | <b>A13X1025</b> |
| <b>APLICACIONES VARIAS</b> | <b>A13X1050</b> |
| <b>APLICACIONES VARIAS</b> | <b>A13X1060</b> |
| <b>APLICACIONES VARIAS</b> | <b>A13X1175</b> |
| <b>APLICACIONES VARIAS</b> | <b>A13X1200</b> |
| <b>APLICACIONES VARIAS</b> | <b>A13X1350</b> |
| <b>APLICACIONES VARIAS</b> | <b>A13X1375</b> |
| <b>APLICACIONES VARIAS</b> | <b>A13X1400</b> |
| <b>APLICACIONES VARIAS</b> | <b>A13X1475</b> |



# CORREAS POLY V





|                            |                |
|----------------------------|----------------|
| <b>APLICACIONES VARIAS</b> | <b>3PK715</b>  |
| <b>APLICACIONES VARIAS</b> | <b>3PK720</b>  |
| <b>APLICACIONES VARIAS</b> | <b>3PK905</b>  |
| <b>APLICACIONES VARIAS</b> | <b>4PK1538</b> |
| <b>APLICACIONES VARIAS</b> | <b>4PK673</b>  |
| <b>APLICACIONES VARIAS</b> | <b>4PK955</b>  |
| <b>APLICACIONES VARIAS</b> | <b>4PK975</b>  |
| <b>APLICACIONES VARIAS</b> | <b>5PK1165</b> |
| <b>APLICACIONES VARIAS</b> | <b>5PK1170</b> |
| <b>APLICACIONES VARIAS</b> | <b>5PK1190</b> |
| <b>APLICACIONES VARIAS</b> | <b>5PK1750</b> |
| <b>APLICACIONES VARIAS</b> | <b>5PK1795</b> |
| <b>APLICACIONES VARIAS</b> | <b>5PK1815</b> |
| <b>APLICACIONES VARIAS</b> | <b>5PK885</b>  |
| <b>APLICACIONES VARIAS</b> | <b>5PK955</b>  |
| <b>APLICACIONES VARIAS</b> | <b>6PK1050</b> |
| <b>APLICACIONES VARIAS</b> | <b>6PK1145</b> |
| <b>APLICACIONES VARIAS</b> | <b>6PK1165</b> |
| <b>APLICACIONES VARIAS</b> | <b>6PK1185</b> |
| <b>APLICACIONES VARIAS</b> | <b>6PK1200</b> |
| <b>APLICACIONES VARIAS</b> | <b>6PK1400</b> |
| <b>APLICACIONES VARIAS</b> | <b>6PK1420</b> |
| <b>APLICACIONES VARIAS</b> | <b>6PK1435</b> |
| <b>APLICACIONES VARIAS</b> | <b>6PK1500</b> |
| <b>APLICACIONES VARIAS</b> | <b>6PK1548</b> |
| <b>APLICACIONES VARIAS</b> | <b>6PK1555</b> |
| <b>APLICACIONES VARIAS</b> | <b>6PK1560</b> |
| <b>APLICACIONES VARIAS</b> | <b>6PK1565</b> |
| <b>APLICACIONES VARIAS</b> | <b>6PK1640</b> |



|                            |                |
|----------------------------|----------------|
| <b>APLICACIONES VARIAS</b> | <b>6PK1660</b> |
| <b>APLICACIONES VARIAS</b> | <b>6PK1675</b> |
| <b>APLICACIONES VARIAS</b> | <b>6PK1690</b> |
| <b>APLICACIONES VARIAS</b> | <b>6PK1700</b> |
| <b>APLICACIONES VARIAS</b> | <b>6PK1710</b> |
| <b>APLICACIONES VARIAS</b> | <b>6PK1725</b> |
| <b>APLICACIONES VARIAS</b> | <b>6PK1740</b> |
| <b>APLICACIONES VARIAS</b> | <b>6PK1750</b> |
| <b>APLICACIONES VARIAS</b> | <b>6PK1755</b> |
| <b>APLICACIONES VARIAS</b> | <b>6PK1780</b> |
| <b>APLICACIONES VARIAS</b> | <b>6PK1795</b> |
| <b>APLICACIONES VARIAS</b> | <b>6PK1815</b> |
| <b>APLICACIONES VARIAS</b> | <b>6PK1875</b> |
| <b>APLICACIONES VARIAS</b> | <b>6PK1885</b> |
| <b>APLICACIONES VARIAS</b> | <b>6PK1900</b> |
| <b>APLICACIONES VARIAS</b> | <b>6PK1920</b> |
| <b>APLICACIONES VARIAS</b> | <b>6PK1930</b> |
| <b>APLICACIONES VARIAS</b> | <b>6PK2210</b> |
| <b>APLICACIONES VARIAS</b> | <b>6PK2240</b> |
| <b>APLICACIONES VARIAS</b> | <b>6PK2250</b> |
| <b>APLICACIONES VARIAS</b> | <b>6PK2270</b> |
| <b>APLICACIONES VARIAS</b> | <b>6PK2275</b> |
| <b>APLICACIONES VARIAS</b> | <b>6PK2325</b> |
| <b>APLICACIONES VARIAS</b> | <b>6PK2345</b> |
| <b>APLICACIONES VARIAS</b> | <b>6PK900</b>  |
| <b>APLICACIONES VARIAS</b> | <b>6PK986</b>  |
| <b>APLICACIONES VARIAS</b> | <b>7PK1515</b> |
| <b>APLICACIONES VARIAS</b> | <b>7PK1530</b> |
| <b>APLICACIONES VARIAS</b> | <b>7PK1535</b> |



|                          |                 |
|--------------------------|-----------------|
| <b>POLY V - ELÁSTICA</b> | <b>3EPK796</b>  |
| <b>POLY V - ELÁSTICA</b> | <b>3EPK977</b>  |
| <b>POLY V - ELÁSTICA</b> | <b>4EPK1022</b> |
| <b>POLY V - ELÁSTICA</b> | <b>4EPK1102</b> |
| <b>POLY V - ELÁSTICA</b> | <b>4EPK643</b>  |
| <b>POLY V - ELÁSTICA</b> | <b>4EPK711</b>  |
| <b>POLY V - ELÁSTICA</b> | <b>4EPK874</b>  |
| <b>POLY V - ELÁSTICA</b> | <b>4EPK903</b>  |
| <b>POLY V - ELÁSTICA</b> | <b>4EPK922</b>  |
| <b>POLY V - ELÁSTICA</b> | <b>5EPK705</b>  |
| <b>POLY V - ELÁSTICA</b> | <b>5EPK868</b>  |
| <b>POLY V - ELÁSTICA</b> | <b>5EPK878</b>  |
| <b>POLY V - ELÁSTICA</b> | <b>5EPK926</b>  |
| <b>POLY V - ELÁSTICA</b> | <b>6EPK1019</b> |
| <b>POLY V - ELÁSTICA</b> | <b>6EPK1029</b> |
| <b>POLY V - ELÁSTICA</b> | <b>6EPK1042</b> |
| <b>POLY V - ELÁSTICA</b> | <b>6EPK1059</b> |
| <b>POLY V - ELÁSTICA</b> | <b>6EPK1090</b> |
| <b>POLY V - ELÁSTICA</b> | <b>6EPK1200</b> |
| <b>POLY V - ELÁSTICA</b> | <b>6EPK780</b>  |
| <b>POLY V - ELÁSTICA</b> | <b>6EPK873</b>  |

# JUEGO DE JUNTAS





## » MERCEDES BENZ

|  |   |
|--|---|
| <b>1625LS/1630LS - MOT.OM449L/LA 1CIL.</b><br>REF. SUPERIOR  | <b>382.040</b>                                    |
| <b>1935LS/1941LS - MOT.OM447L/LA 1CIL.</b><br>REF. SUPERIOR  | <b>382.040</b>                                    |
| <b>AXOR 2035/LS1938 - MOT.OM457 (M. VIEJO)-T.V.ALUM. 1CIL</b><br>REF. SUPERIOR<br>REF. INFERIOR                  | <b>58.540</b><br><b>18.785</b><br><b>264.715</b>  |
| <b>AXOR 2035/LS1938 - MOT.OM457 (M. VIEJO)-T.V.PLAS. 1CIL</b><br>REF. SUPERIOR<br>REF. SUPERIOR<br>REF. INFERIOR | <b>18.785</b><br><b>338.710</b><br><b>335.970</b> |
| <b>AXOR 2035/LS1938 - MOT.OM457 (M. NUEVO) 1CIL.</b><br>REF. SUPERIOR  | <b>51.960</b>                                     |
| <b>ATEGO - MOT. OM904 - T.V.ALUMINIO</b><br>REF. SUPERIOR  | <b>75.445</b>                                     |
| <b>ATEGO - MOT. OM904 - T.V.PLASTICO</b><br>REF. SUPERIOR  | <b>74.855</b>                                     |
| <b>ATEGO - MOT. OM906 - T.V.ALUMINIO</b><br>REF. SUPERIOR  | <b>75.455</b>                                     |
| <b>ATEGO - MOT. OM906 - T.V.PLASTICO</b><br>REF. SUPERIOR  | <b>74.845</b>                                     |
| <b>SPRINTER 2151CC 16V - MOT. OM611</b><br>REF. COMPLETO   | <b>498.950</b>                                    |
| <b>SPRINTER 2151CC 16V - MOT. OM611</b><br>REF. SUPERIOR   | <b>131.140</b>                                    |
| <b>OM611</b><br>REF. INFERIOR  | <b>267.000</b>                                    |
| <b>OM924</b><br>REF. COMPLETO  | <b>539.182</b>                                    |
| <b>OM904/924</b><br>REF. INFERIOR  | <b>413.700</b>                                    |
| <b>OM926</b><br>REF. COMPLETO  | <b>538.232</b>                                    |
| <b>OM906/926</b><br>REF. INFERIOR  | <b>446.930</b>                                    |
| <b>OM924</b><br>REF. SUPERIOR  | <b>152.454</b>                                    |





**OM926**  
REF. SUPERIOR

**804.526**

» **SCANIA**

**L111/L112-MOT.DS11/DSC11 3CIL.**  
REF. COMPLETO

**922.332**

**L111/L112-MOT.DS11/DSC11 3CIL.**  
REF. SUPERIOR

**921.807**

**P124-MOT.DSC12 (MODELO NUEVO) 1CIL.**  
REF. SUPERIOR


**138.490**

» **CHEVROLET****CORSA/ ASTRA 1.6 - MOT. C16SE - 86/98 (CON RETENES)** 99055400**CORSA CLASIC 1.4-8V** 99053500» **CUMMINS****ISB4** GS21332I  
REF. COMPLETO**ISB6** GS21056I  
REF. COMPLETO**ISC6** GS21249I  
REF. COMPLETO**4BT** GS21248U  
REF. SUPERIOR**4BT** GS21248L  
REF. INFERIOR**6BT** GS21247U  
REF. SUPERIOR**6BT** GS21247L  
REF. INFERIOR**6CT** GS21249U  
REF. SUPERIOR**6CT** GS21249L  
REF. INFERIOR» **FIAT****DUNA 1.7/1.9D - S/TAPA (CON RETENES)** 95172400**FIRE 1.0 - MOT. 146A2.166 - 98 (CON RETENES)** 99169400**TIPO 1.4 - MOT. 160A - 88/01 (CON RETENES)** 99089900**TIPO 1.6 - MOT. 835-1000 -93/97 (CON RETENES)** 99221800**FIRE 1.4 - 8V (SUPERIOR) (CON RETENES)** 98432900  
REF. MLS» **FORD****FIESTA 1.3 (CON RETENES)** 99063600

|  |          |
|--|----------|
| ESCORT/ FIESTA 1.6 - MOT. ZETEC - ROCAM (CON RETENES)            | 99234200 |
| FIESTA 1.8D-S/TAPA   | 95063000 |
| FIESTA/ ESCORT/ MONDEO 1.8D - SUPERIOR (CON RETENES)             | 96063000 |
| ESCORT 1.8 - 16V - MOT. ZETEC (CON RETENES)                      | 99126600 |
| FIESTA 1.4TDCI - S/TAPA (CON RETENES)                            | 95079500 |
| <b>» INDENOR</b>   |          |
| XD2/XD3 - 2.3 - A.C.: 57,42MM - 76/93 - S/TAPA (CON RETENES)     | 95169200 |
| <b>» MAXION</b>  |          |
| 2.5D/ 2.8D - S/TAPA (CON RETENES)                                | 95153300 |
| 3.0D - POWER STROKE - S/TAPA (CON RETENES)                       | 95254600 |
| <b>» MERCEDES BENZ</b>   |          |
| SPRINTER OM611 (CON RETENES)<br>REF. MLS                         | 99485800 |
| <b>» MITSUBUSHI</b>  |          |
| 4D56T - D`2001 - S/TAPA (CON RETENES)                            | 95497600 |
| 4D56T - H`2001 - S/TAPA (CON RETENES)                            | 95145900 |
| <b>» PEUGEOT</b>   |          |
| 206/ 306/ PARTNER 1.9D - MOT.DW8 - S/TAPA (CON RETENES)          | 95146500 |
| 504/505-MOT.XN1/XN2  | 99054600 |
| 306/ 406 - 1.8 - 16V - MOT. XU7JP4 (CON RETENES)                 | 99155600 |
| 306/ 405/ BOXER 1.9TD - MOT. XUD9/ XUD9TE - S/TAPA (CON RETENES) | 95063400 |
| <b>» RENAULT</b>   |          |
| CLIO II 1.5D - MOT. K9K (CON RETENES)                            | 99256600 |

|   |                 |
|---|-----------------|
| <b>LAGUNA 2.0 - MOT. F3R (CON RETENES)</b>                  | <b>99062500</b> |
| <b>MEGANE 1.9D - MOT. F9Q - S/TAPA (CON RETENES)</b>        | <b>95222000</b> |
| <b>MEGANE - MOT. K4M (CON RETENES)</b>                      | <b>99315500</b> |
| <b>R19D - MOT. F8Q 730 - S/TAPA (CON RETENES)</b>           | <b>95168600</b> |
| <b>R19DT - MOT. F8Q 630 - S/TAPA (CON RETENES)</b>          | <b>95063100</b> |
| <b>CLIO II - D4F (CON RETENES)</b>                          | <b>99219600</b> |
| <b>MASTER G9U - 16V (CON RETENES)</b>                       | <b>99197000</b> |
| <b>» TOYOTA</b>   |                 |
| <b>HILUX - MOT. 3L (CON RETENES)</b>                        | <b>99002900</b> |
| <b>HILUX - MOT. 5L - S/TAPA (CON RETENES)</b>               | <b>95029400</b> |
| <b>LUNDCRUISER - 1KD FTV - S/TAPA (CON RETENES)</b>         | <b>95229600</b> |
| <b>» VOLKSWAGEN</b>   |                 |
| <b>GOL 1.6/ 1.8-AP (CON RETENES)</b>                        | <b>99145700</b> |
| <b>POLO 1.9D - MOT. 1Y/AAZ - S/TAPA (CON RETENES)</b>       | <b>95388600</b> |
| <b>AMAROK TDI - 16V CDCA - S/TAPA (S/ RETEN DE BANCADA)</b> | <b>95589000</b> |
| <b>FOX/ SURAN 1.6 - 8V</b>                                  | <b>99228200</b> |

# JUNTA TAPAS DE CILINDROS



» **CHEVROLET**

|   |                |
|---|----------------|
| <b>CORSA 1.6 - MOT. C1.6 NZ/NHZ.</b>                          | <b>775.578</b> |
| <b>S-10 2.5 - MOT. MAXION 2.5 TDI HS - ECO EURO I - 95/..</b> |                |
| MED. 1,30   | <b>916.455</b> |
| MED. 1,40   | <b>916.463</b> |
| MED. 1,50   | <b>916.471</b> |
| MED. 1,60   | <b>432.830</b> |

» **CITRÖEN**

|   |                |
|---|----------------|
| <b>BERLINGO 1.9D 1905CC - MOT. XUD9 - 95/..</b> |                |
| MED. 1,36                                       | <b>059.031</b> |
| MED. 1,40                                       | <b>059.041</b> |
| MED. 1,44                                       | <b>059.171</b> |
| MED. 1,48                                       | <b>059.201</b> |
| MED. 1,52                                       | <b>059.341</b> |
| <b>BERLINGO 1.9D 1868CC - MOT. DW8 - 98/..</b>  |                |
| REF. MLS MED. 1,26                              |                |
| REF. MLS MED. 1,30                              | <b>130.642</b> |
| REF. MLS MED. 1,34                              | <b>130.652</b> |
| REF. MLS MED. 1,38                              | <b>130.662</b> |
| REF. MLS MED. 1,42                              | <b>130.672</b> |
|   | <b>130.682</b> |

» **FIAT**

|   |                |
|---|----------------|
| <b>150 TURBO/130.90 5603CC - MOT. 8065.05</b> |                |
| MED. 1,43                                     |                |
| MED. 1,59                                     | <b>835.547</b> |
|   | <b>835.555</b> |
| <b>MOTOR TIPO 1.4</b>                         |                |
|   | <b>144.140</b> |
| <b>MOTOR TIPO 1.6</b>                         |                |
|   | <b>144.150</b> |

» **FORD**

|   |                |
|---|----------------|
| <b>FIESTA/ESCORT/MONDEO 1.8D - MOT. D18NA-TI - 90/..</b>              |                |
| REF. MLS MED. 1,36  | <b>164.241</b> |
| REF. MLS MED. 1,42  | <b>164.261</b> |
| REF. MLS MED. 1,52  | <b>164.271</b> |
| <b>F-100 HSD/RANGER 2.5 - MAXION 2.5 TDI HS - ECO. EURO I - 95/..</b> |                |
| MED. 1,30   | <b>916.455</b> |
| MED. 1,40   | <b>916.463</b> |
| MED. 1,50   | <b>916.471</b> |
| MED. 1,60   | <b>432.830</b> |

» **MAXION**

|   |         |
|---|---------|
| <b>LAND ROVER 300 TDI 2.5 TDI HS - ECO EURO I - 95/..</b> |         |
| MED. 1,30   | 916.455 |
| MED. 1,40   | 916.463 |
| MED. 1,50   | 916.471 |
| MED. 1,60   | 432.830 |

» **MERCEDES BENZ**

|   |         |
|---|---------|
| <b>L608D - MOT.OM314 / 709-912 - MOT.OM364</b>                                    | 763.013 |
| <b>1517 - MOT.OM352A / 1214L - MOT. OM366 / 1618L - MOT. OM366A</b>               | 760.678 |
| <b>OM352</b>  | 89.184  |
| <b>OM355 - 1CIL.</b>  | 173.968 |
| <b>OM355 - 3CIL.</b>  | 749.541 |
| <b>1625LS/1630LS/1935LS/1941LS - MOT.OM449L/LA 1CIL.</b><br>REF. MLS              | 896.510 |
| <b>AXOR 2035/LS1938 - MOT.OM457 (M. VIEJO)-T.V.ALUM. / PLAS.1CIL.</b><br>REF. MLS | 462.451 |
| <b>AXOR 2035/LS1938 - MOT.OM457 (M. NUEVO) 1CIL.</b><br>REF. MLS                  | 462.203 |
| <b>ATEGO - MOT. OM904 - T.V.ALUMINIO / PLASTICO</b><br>REF. MLS                   | 82.724  |
| <b>ATEGO - MOT. OM906 - T.V.ALUMINIO / PLASTICO</b><br>REF. MLS                   | 82.734  |
| <b>SPRINTER 2.5 - MAXION 2.5 TDI HS - ECO EURO I - 95/..</b>                      |         |
| MED. 1,30   | 916.455 |
| MED. 1,40   | 916.463 |
| MED. 1,50   | 916.471 |
| MED. 1,60   | 432.830 |
| <b>SPRINTER 2151CC 16V - MOT. OM611</b><br>REF. MLS                               | 762.811 |
| <b>OM924</b><br>REF. MLS  | 353.512 |
| <b>OM926</b><br>REF. MLS  | 490.150 |



## » PEUGEOT

**205/306/405/BOXER 1.9D - MOT. XUD9 - 95/..**

|           |         |
|-----------|---------|
| MED. 1,36 | 059.031 |
| MED. 1,40 | 059.041 |
| MED. 1,44 | 059.171 |
| MED. 1,48 | 059.201 |
| MED. 1,52 | 059.341 |

**206/306/PARTNER 1.9D - MOT. DW8 - 98/..**

|                    |         |
|--------------------|---------|
| REF. MLS MED. 1,26 | 130.642 |
| REF. MLS MED. 1,30 | 130.652 |
| REF. MLS MED. 1,34 | 130.662 |
| REF. MLS MED. 1,38 | 130.672 |
| REF. MLS MED. 1,42 | 130.682 |

**TU3JP** 984.136

**XU7JP** 563.147

**XU7JP4** 851.110

## » RENAULT

**CLIO/MEGANE/LAGUNA/SCENIC 1.4 /1.6 - 16V - MOT. K4J/K4M - 99/..** 071.292  
REF. MLS

**CLIO/R19/EXPRESS 1.9D - MOT. F8Q-620/706/714/730 - 88/97**  
MED. 1,65 984.259  
MED. 1,75 984.267  
MED. 1,85 984.275

**CLIO/R19/EXPRESS 1.9D - MOT. F8QT-620/706/714/730 - 88/97**  
MED. 1,40 219.691  
MED. 1,50 219.721  
MED. 1,60 219.861

**CLIO K9K**  
REF. MLS 262.871

**MEGANE DTI**  
MED. 1,40 851.031  
MED. 1,50 851.041  
MED. 1,60 851.051

**MEGANE - K7M** 219.612

**R18D**  
MED. 1,60  
MED. 1,70 446.362  
MED. 1,80 446.373  
446.383





## » ROVER

**DISCOVERY/DEFENDER 90 - 2.5 TDI - MOT. ROVER 300 TDI**

|           |                |
|-----------|----------------|
| MED. 1,30 | <b>916.455</b> |
| MED. 1,40 | <b>916.463</b> |
| MED. 1,50 | <b>916.471</b> |
| MED. 1,60 | <b>432.830</b> |

**MOT. 200 TDI**

|           |                |
|-----------|----------------|
| MED. 1,30 | <b>916.455</b> |
| MED. 1,40 | <b>916.463</b> |
| MED. 1,50 | <b>916.471</b> |
| MED. 1,60 | <b>432.830</b> |

## » SCANIA

**P93 - MOT.DS9 - 8475CC 1CIL. / P94-MOT. DC9 - 9000CC 1 CIL.**

|          |                |
|----------|----------------|
| REF. MLS | <b>893.463</b> |
|----------|----------------|

**L111/L112-MOT.DS11/DSC11 3CIL.**

|          |                |
|----------|----------------|
| REF. MLS | <b>331.092</b> |
|----------|----------------|

**P124-MOT.DSC12 (MODELO VIEJO) 1CIL.**

|          |                |
|----------|----------------|
| REF. MLS | <b>125.780</b> |
|----------|----------------|

**P124-MOT.DSC12 (MODELO NUEVO) 1CIL.**

|          |                |
|----------|----------------|
| REF. MLS | <b>125.830</b> |
|----------|----------------|

## » VOLKSWAGEN

**SENDA DIESEL**

|           |                |
|-----------|----------------|
| MED. 1,40 | <b>323.722</b> |
| MED. 1,60 | <b>323.757</b> |

» **CHEVROLET**

CORSA/ ASTRA 1.6 - MOT. C16SE - 86/98 30032200

CORSA CLASIC 1.4-8V 30032500

» **CUMMINS**ISB4 - MEDIDA 1,15  
MED. 1,15 CS213321ISB4 - MEDIDA 1,25  
MED. 1,25 CS213322ISB6 - MEDIDA 1,15  
MED. 1,15 CS210561ISB6 - MEDIDA 1,25  
MED. 1,25 CS210562

ISC6 CS21249U

4BT CS21248G

6BT CS21247G

6CT CS21249G

» **FIAT**

FIRE 1.0/1.3-8V 30098200

FIRE 1.4-8V  
REF. MLS 30294500

TIPO 1.4 30051200

TIPO 1.6 30221800

» **FORD**

ESCORT 1.8 - 16 VAL. - MOT. ZETEC 30098000

FIESTA 1.3 30063600

FIESTA 1.6 - MOT. ROCAM - MULTILAMINAS  
REF. MLS 30178100

FIESTA 1.6 - MOT. ROCAM - FIBRA 30234200

|  |                 |
|--|-----------------|
| <b>FIESTA 1.8D - MEDIDA 1,40</b><br>MED. 1,40                    | <b>30087101</b> |
| <b>FIESTA 1.8D - MEDIDA 1,52</b><br>MED. 1,52                    | <b>30087102</b> |
| <b>FIESTA 1.4TDCI - MEDIDA 1,25</b><br>REF. MLS MED. 1,25        | <b>30079501</b> |
| <b>FIESTA 1.4TDCI - MEDIDA 1,30</b><br>REF. MLS MED. 1,30        | <b>30079502</b> |
| <b>FIESTA 1.4TDCI - MEDIDA 1,35</b><br>REF. MLS MED. 1,35        | <b>30079500</b> |
| <b>FIESTA 1.4TDCI - MEDIDA 1,40</b><br>REF. MLS MED. 1,40        | <b>30079503</b> |
| <b>FIESTA 1.4TDCI - MEDIDA 1,45</b><br>REF. MLS MED. 1,45        | <b>30079504</b> |
| <br>   |                 |
| <b>» INDENOR</b>   |                 |
| <b>XD2/XD3 - 2.3 - A.C.: 57,42 MM - MEDIDA 1,53</b><br>MED. 1,53 | <b>30301102</b> |
| <b>XD2/XD3 - 2.3 - A.C.: 57,42 MM - MEDIDA 1,60</b><br>MED. 1,60 | <b>30301103</b> |
| <b>XD2/XD3 - 2.3 - A.C.: 57,42 MM - MEDIDA 1,70</b><br>MED. 1,70 | <b>30301104</b> |
|  | <b>30164800</b> |
| <br>   |                 |
| <b>» MERCEDES BENZ</b>   |                 |
| <b>OM611 - 16V.</b><br>REF. MLS                                  | <b>30117401</b> |
| <br>   |                 |
| <b>» MAXION</b>  |                 |
| <b>2.5D - MEDIDA 1,30</b><br>MED. 1,30                           | <b>30117402</b> |
| <b>2.5D - MEDIDA 1,40</b><br>MED. 1,40                           | <b>30117406</b> |
| <b>2.5D - MEDIDA 1,60</b><br>MED. 1,60                           | <b>30254600</b> |
| <b>3.0D- POWER STROKE - MEDIDA 1,27</b><br>REF. MLS MED. 1,27    | <b>30254601</b> |

|  |                 |
|--|-----------------|
| <b>3.0D- POWER STROKE - MEDIDA 1,34</b><br>REF. MLS MED. 1,35                    | <b>30254602</b> |
| <b>3.0D- POWER STROKE - MEDIDA 1,54</b><br>REF. MLS MED. 1,54                    | <b>30254603</b> |
| <b>3.0D- POWER STROKE - MEDIDA 1,40</b><br>REF. MLS MED. 1,40                    | <b>30346214</b> |
| <b>» MITSUBISHI</b>  |                 |
| <b>2.5 TD - MOT. 4D56T - MEDIDA 1,45</b><br>MED. 1,45                            | <b>30346215</b> |
| <b>2.5 TD - MOT. 4D56T - MEDIDA 1,50</b><br>MED. 1,50                            | <b>30346205</b> |
| <b>2.5 TD - MOT. 4D56T - MEDIDA 1,55</b><br>MED. 1,55                            | <b>30346213</b> |
| <b>2.5 TD - MOT. 4D56T - MEDIDA 1,60</b><br>MED. 1,60                            | <b>30054600</b> |
| <b>» PEUGEOT</b>   |                 |
| <b>504/505-XN1</b>   | <b>30166201</b> |
| <b>PARTNER 1.9D - MOT. DW8 - MEDIDA 1,30</b><br>REF. MLS MED. 1,30               | <b>30166202</b> |
| <b>PARTNER 1.9D - MOT. DW8 - MEDIDA 1,35</b><br>REF. MLS MED. 1,35               | <b>30166203</b> |
| <b>PARTNER 1.9D - MOT. DW8 - MEDIDA 1,40</b><br>REF. MLS MED. 1,40               | <b>30166204</b> |
| <b>PARTNER 1.9D - MOT. DW8 - MEDIDA 1,45</b><br>REF. MLS MED. 1,45               | <b>30166205</b> |
| <b>PARTNER 1.9D - MOT. DW8 - MEDIDA 1,50</b><br>REF. MLS MED. 1,50               | <b>30087300</b> |
| <b>205/ 306/ 405 - MOT. XU7JP</b>  | <b>30155600</b> |
| <b>306/ 406 - MOT. XU7JP4</b>  | <b>30145401</b> |
| <b>205/ 306/ 405/ BOXER 1.9D - MOT. XUD9 - MEDIDA 1,40</b><br>REF. MLS MED. 1,40 | <b>30145402</b> |
| <b>205/ 306/ 405/ BOXER 1.9D - MOT. XUD9 - MEDIDA 1,50</b><br>REF. MLS MED. 1,50 | <b>30145404</b> |
| <b>205/ 306/ 405/ BOXER 1.9D - MOT. XUD9 - MEDIDA 1,60</b><br>REF. MLS MED. 1,60 | <b>30102000</b> |

» **RENAULT**

|  |                 |
|--|-----------------|
| <b>CLIO 1.5D - MOT. K9K</b><br>REF. MLS                                    | <b>30156500</b> |
| <b>CLIO II - D4F</b><br>REF. MLS   | <b>30062500</b> |
| <b>LAGUNA 1.8/2.0 - MOT. F3R</b>   | <b>30197000</b> |
| <b>MASTER - MOT. G9U</b><br>REF. MLS                                       | <b>30206401</b> |
| <b>MEGANE/ CLIO/ SCENIC 1.9D - MOT. F9Q - MEDIDA 1,40</b><br>MED. 1,40     | <b>30206400</b> |
| <b>MEGANE/ CLIO/ SCENIC 1.9D - MOT. F9Q - MEDIDA 1,50</b><br>MED. 1,50     | <b>30206402</b> |
| <b>MEGANE/ CLIO/ SCENIC 1.9D - MOT. F9Q - MEDIDA 1,60</b><br>MED. 1,60     | <b>30119900</b> |
| <b>CLIO/ MEGANE/ LAGUNA/ SCENIC 1.4/ 1.6 - 16V. - MOT. K4M</b><br>REF. MLS | <b>30063200</b> |
| <b>MEGANE/ CLIO 1.6 - 8V. - MOT. K7M</b>                                   | <b>30082300</b> |
| <b>R12 1400</b>  | <b>30087901</b> |
| <b>R18 2.0TD - MOT. J8S-760</b><br>MED. 1,60                               | <b>30087900</b> |
| <b>R18 2.0TD - MOT. J8S-760</b><br>MED. 1,70                               | <b>30087902</b> |
| <b>R18 2.0TD - MOT. J8S-760</b><br>MED. 1,80                               | <b>30043902</b> |
| <b>R19/ CLIO/ EXPRESS 1.9D - MOT. F8Q</b><br>MED. 1,65                     | <b>30043901</b> |
| <b>R19/ CLIO/ EXPRESS 1.9D - MOT. F8Q</b><br>MED. 1,75                     | <b>30043903</b> |
| <b>R19/ CLIO/ EXPRESS 1.9D - MOT. F8Q</b><br>MED. 1,85                     | <b>30145101</b> |
| <b>KANGOO/ MEGANE 1.9 - MOT. F8Q - MEDIDA 1,40</b><br>MED. 1,40            | <b>30145100</b> |
| <b>KANGOO/ MEGANE 1.9 - MOT. F8Q - MEDIDA 1,50</b><br>MED. 1,50            | <b>30145102</b> |
| <b>KANGOO/ MEGANE 1.9 - MOT. F8Q - MEDIDA 1,60</b><br>MED. 1,60            | <b>30002900</b> |

» **TOYOTA**

|  |                 |
|--|-----------------|
| <b>HILUX - 3L</b><br>REF. MLS                                | <b>30002901</b> |
| <b>HILUX - 3L - MEDIDA 1,60 MLS</b><br>REF. MLS MED. 1,60    | <b>30002902</b> |
| <b>HILUX - 3L - MEDIDA 1,70 MLS</b><br>REF. MLS MED. 1,70    | <b>30002501</b> |
| <b>HILUX - 5L - MEDIDA 1,45</b><br>REF. MLS MED. 1,45        | <b>30002502</b> |
| <b>HILUX - 5L - MEDIDA 1,55</b><br>REF. MLS MED. 1,55        | <b>30002500</b> |
| <b>HILUX - 5L - MEDIDA 1,65</b><br>REF. MLS MED. 1,65        | <b>30229600</b> |
| <b>LANDCRUISER - 1KD - MEDIDA 0,75</b><br>REF. MLS MED. 0,75 | <b>30229601</b> |
| <b>LANDCRUISER - 1KD - MEDIDA 0,85</b><br>REF. MLS MED. 0,85 | <b>30229603</b> |
| <b>LANDCRUISER - 1KD - MEDIDA 0,95</b><br>REF. MLS MED. 0,95 | <b>30229605</b> |
| <b>LANDCRUISER - 1KD - MEDIDA 1,05</b><br>REF. MLS MED. 1,05 | <b>30027100</b> |

» **VOLKSWAGEN**

|  |                 |
|--|-----------------|
| <b>GOL 1.6/1.8 -AP</b>                                     | <b>30027100</b> |
| <b>POLO 1.9D - MOT. 1Y-AAZ</b><br>MED. 1,50                | <b>30388603</b> |
| <b>POLO 1.9D - MOT. 1Y-AAZ</b><br>MED. 1,60                | <b>30388605</b> |
| <b>AMAROK TDI-CDCA - MEDIDA 1,45</b><br>REF. MLS MED. 1,45 | <b>30589200</b> |
| <b>AMAROK TDI-CDCA - MEDIDA 1,50</b><br>REF. MLS MED. 1,50 | <b>30589201</b> |
| <b>AMAROK TDI-CDCA - MEDIDA 1,55</b><br>REF. MLS MED. 1,60 | <b>30589202</b> |
| <b>FOX/ SURAN 1.6-8V.</b><br>REF. MLS                      | <b>30228200</b> |

# KIT DE DISTRIBUCIÓN



**» CHEVROLET**

|  |        |
|--|--------|
| ASTRA/VECTRA 1.8/2.0 8V (ZRK1023 + 518ST)                              | KT1027 |
| CORSA 1.0/ 1.4/ 1.6-8V (ZRK1292 + 510ST)                               | KT1002 |
| CORSA 1.6-16V (ZRK1182 + 417ST + 416UT)                                | KT1397 |
| CORSA CLASIC/ AGILE 1.4-8V-POLEA TENSORA 59 MM DIAM. (ZRK1292 + 518ST) | KT0518 |
| CORSA II 1.8 8V POLEA TENSORA 60 MM DIAM. (ZRK1292 + 519ST)            | KT0519 |

**» FIAT**

|   |        |
|---|--------|
| PALIO/UNO 1.3-16V-MOT.FIRE (ZRK1322 + 170UT)      | KT1253 |
| PALIO/UNO 1.4/1.6-MOT.TIPO (ZRK1244 + 350ST)      | KT1037 |
| DUNA/PALIO/UNO 1.7D/TD (ZRK1248 + 361ST + 362UT)  | KT1099 |
| PALIO/PUNTO 1.3/1.4-8V-MOT.FIRE (ZRK1469 + 476ST) | KT1447 |

**» FORD**

|  |        |
|--|--------|
| FIESTA 1.4/1.6-16V.-MOT.SIGMA (ZRK1172 + 475ST)                      | KT1446 |
| FIESTA 1.6/1.8 16V-MOT.ZETEC (ZRK1434 + 322ST + 308UT+ 309UT)        | KT1011 |
| FIESTA 1.8D/TD-1997/2005 (ZRK1293 + ZRK1294 + 317ST + 316ST + 320ST) | KT1035 |

**» MITSUBISHI**

|  |        |
|--|--------|
| L200-MOT.4D56T (ZRK1522 + ZRK1794 + 927ST + 929ST) | KT1333 |
|--|--------|

**» PEUGEOT**

|   |        |
|---|--------|
| 207 1.4 8V-MOT.TU3JP (ZRK1457 + 345ST)              | KT1370 |
| 207 1.4HDI-MOT.DV4TD (ZRK1441 + 331ST + 332UT)      | KT1328 |
| 306 1.9D/TD-MOT.XUD7/XUD9 (ZRK1262 + 274ST + 277UT) | KT1040 |
| 306 1.9D-MOT.DW8 (ZRK1351 + 437ST + 293UT)          | KT1433 |
| 306 2.0HDI-MOT.DW10TD (ZRK1352 + 437ST + 384UT)     | KT1518 |
| 307 1.6 16V-MOT.TU5JP4 (ZRK1537 + 333ST + 334UT)    | KT1332 |





308 1.6HDI-MOT.DV6TED4 (ZRK1460 + 331ST + 332UT) KT1390

308 1.6HDI-8V-MOT.DV6CM (ZRK1764 + 963ST + 962UT) KT1581

» **RENAULT**

CLIO 1.9D-MOT.F8Q-1997/... (ZRK1436 + 602ST + 611UT) KT1129

CLIO 1.2/ 1.4-8V-MOT.E7F/E7 (ZRK1106 + 600ST) KT1018

MEGANE 1.9DTI-MOT.F9Q (ZRK1069 + 2982ST + 299UT + 631UT) KT1247

CLIO II 1.5DCI-MOT-K9K (ZRK1325 + 343ST) KT1368

MASTER 2.5DCI-MOT.G9U (ZRK1462 + 398ST + 399UT) KT1392

SANDERO 1.6-8V-MOT.K7M (ZRK1317 + 967ST) KT1598

CLIO II 1.2 16V-MOT.D4F (ZRK1427 + 169ST) KT1252

CLIO II 1.6 16V-MOT.K4M (ZRK1470 + 335ST + 168UT) KT1406

CLIO II 1.6 8V-MOT.K7M (ZRK1317 + 630UT) KT1128

» **TOYOTA**

HILUX 3.0 D4D-MOT.1KD-FTV (ZRK1580 + 493ST) KT1508

HILUX 2.4 D4TD-MOT.2L (ZRK1069 + 298ST + 299UT + 631UT) KT1107

» **VOLKSWAGEN**

AMAROK 2.0BITD-MOT.CNEA (ZRK1572 + 539ST + 540UT + 541UT + 119UT) KT1514

BORA/GOLF 2.6-16V-MOT.AEH (ZRK1216 + 120ST) KT1133

BORA/GOLF 1.9TDI-MOT.AXR/BKC (ZRK1338 + 162ST + 163UT) KT1237

FOX/SURAN 1.6-8V-2004/2008 (ZRK1288 + 125ST) KT1034

FOX/SURAN 1.6-8V-2008/... (ZRK1288 + 222ST) KT1285

GOL 1.6/1.8-MOT.AP-AUDI (ZRK1056 + 100UT) KT1001

GOL/POLO 1.9D/SD/TD (ZRK1290 + 128ST) KT1021

GOL/SAVEIRO 1.6D (ZRK1242 + 101ST) KT1003



# EMPAQUETADURA DE BANCADA





» **MERCEDES BENZ**

**MOT.OM314 / 352A / 364 / 366 / 366A - JUEGO**

REF. SOGA

**101.577**

# PERNOS PARA PISTON



» **BEDFORD**

**300** 15109  
REF. 34,9 x 83,3 MED. STD-05

**350** 15108  
REF. 34,9 x 91,1 MED. STD

» **CATERPILLAR**

**D3408** 15157  
REF. 50,8 x 112 MED. STD

**D315/318 - D3304/06** 15158  
REF. 43,2 x 95,0 MED. STD

**3304/3306** 15160  
REF. 38,1 x 94,9 MED. STD

» **CHEVROLET**

**230/250/CHEVY** 13030  
REF. 23,5 x 76,4 MED. STD

**CORSA/KADETT 1.6** 15178  
REF. 18,0 x 55,0 MED. STD

**CORSA 1.7D** 15196  
REF. 25,0 x 60,0 MED. STD

**CORSA 1.7TD - MOT. TC4EE1** 15214  
REF. 27,0 x 64,0 MED. STD

**CHEVETTE 1.4/1.6** 15236  
REF. 23,0 x 70,0 MED. STD

**LUV - 2.254CC - MOT. 4ZD1** 15183  
REF. 23,0 x 78,0 MED. STD

**MONZA/VECTRA/ASTRA 2.0** 15182  
REF. 21,0 x 61,5 MED. STD

**SILVERADO - NAFTA** 15261  
REF. 23,6 x 70,0 MED. STD

**ASTRA 2.0TD** 15271  
REF. 29,0 x 68,0 MED. STD

» **CHRYSLER**

**VALIANT 2.8** 11992  
REF. 22,8 x 75,5 MED. STD

» **CITRÖEN**

**2 CV** 11851  
REF. 20,0 x 55,6 MED. STD

**3 CV/AMI 8/MEHARI/VISA** 11852  
REF. 20,0 x 63,8 MED. STD

» **CUMMINS**

**COMPRESOR SERIE C/NH** 15219  
REF. 17,5 x 69,8 MED. STD

**B - ASPIRADO/TURBO** 15199  
REF. 40,0 x 75,8 MED. STD

**B - ASPIRADO/TURBO** 15231  
REF. 40,0 x 83,0 MED. STD

**DIAM. 117,457** 15226  
REF. 34,9 x 90,1 MED. STD

**SERIE C** 15212  
REF. 45,0 x 91,0 MED. STD

**SERIE N/NT** 15267  
REF. 50,8 x 120 MED. STD

**L10** 15274  
REF. 54,0 x 98,2 MED. STD

» **DAIHATSU**

**CUORE** 14506  
REF. 18,0 x 60,0 MED. STD

» **DEUTZ**

**1114/2114** 15013  
REF. 45,0 x 95,0 MED. STD-05-10

**514 - 110MM** 15014  
REF. 40,0 x 93,0 MED. STD

|   |              |
|---|--------------|
| <b>913 BF TURBO</b><br>REF. 40,0 x 80,0 MED. STD-05                     | <b>15015</b> |
| <b>912/913 FL - ASPIRADO3</b><br>REF. 35,0 x 80,0 MED. STD-05           | <b>15012</b> |
| <b>F8L413 F/FR</b><br>REF. 45,0 x 102 MED. STD                          | <b>15186</b> |
| <b>» DODGE</b>  |              |
| <b>1500/1800</b><br>REF. 23,8 x 74,6 MED. STD                           | <b>11993</b> |
| <b>» FIAT</b>   |              |
| <b>133N/600S - 903CC</b><br>REF. 19,9 x 54,0 MED. STD-1/2-01            | <b>15112</b> |
| <b>1.3L - MOTOR MPI</b><br>MED. STD                                     | <b>15258</b> |
| <b>2.8T D - EURO 2</b><br>MED. STD                                      | <b>15311</b> |
| <b>DUCATO 2.3 JTD</b><br>MED. STD                                       | <b>15355</b> |
| <b>600 - 750CC/767CC</b><br>REF. 19,9 x 51,0 MED. STD-1/2-01-05         | <b>15135</b> |
| <b>FIRE 1242CC - 16V</b><br>REF. 17,5 x 49,0 MED. STD                   | <b>15262</b> |
| <b>128 1.1/125 1.6</b><br>REF. 21,9 x 71,0 MED. STD                     | <b>15110</b> |
| <b>PALIO/SIENA 1.6 - 16V</b><br>REF. 21,9 x 56,0 MED. STD               | <b>15173</b> |
| <b>DUNA/SPAZIO/FIORINO/TIPO 1.4</b><br>REF. 21,9 x 58,2 MED. STD-1/2-01 | <b>15156</b> |
| <b>DUNA/UNO/REGATTA S/TIPO 1.6</b><br>REF. 21,9 x 63,2 MED. STD         | <b>15155</b> |
| <b>1500/1600</b><br>REF. 21,9 x 65,8 MED. STD-05                        | <b>15136</b> |
| <b>128/IAVA/SUPER EUROPA 1.3</b><br>REF. 21,9 x 69,2 MED. STD-1/2-01    | <b>15128</b> |



|   |              |
|---|--------------|
| <b>TEMPRA 2.0</b><br>REF. 21,9 x 69,2 MED. STD                      | <b>15154</b> |
| <b>MAREA 2.0</b><br>REF. 20,0 x 52,0 MED. STD                       | <b>15277</b> |
| <b>SPAZIO/DUNA/FIORINO 1.3D</b><br>REF. 22,0 x 64,5 MED. STD-1/2-01 | <b>15148</b> |
| <b>DUNA/UNO 1.7/DUNA WE 1.9D</b><br>REF. 24,9 x 69,0 MED. STD       | <b>15153</b> |
| <b>PALIO 1.7TD</b><br>REF. 25,9 x 69,2 MED. STD                     | <b>15180</b> |
| <b>U25/411R</b><br>REF. 28,0 x 74,0 MED. STD-1/2-01                 | <b>15033</b> |
| <b>DUCATO/DAILY 2.5D</b><br>REF. 31,9 x 74,1 MED. STD               | <b>15213</b> |
| <b>DAILY - MOT. 8140.27</b><br>REF. 32,0 x 78,0 MED. STD            | <b>15249</b> |
| <b>150T</b><br>REF. 37,9 x 85,0 MED. STD                            | <b>15174</b> |

|   |              |
|---|--------------|
| <b>SOMECA M45</b><br>REF. 38,0 x 89,0 MED. STD                                | <b>15018</b> |
| <b>400/500/900/CP3</b><br>REF. 40,0 x 94,0 MED. STD-01-05-10                  | <b>15005</b> |
| <b>700/800E</b><br>REF. 40,0 x 98,5 MED. STD-01-05-10                         | <b>15019</b> |
| <b>55R/60C/70C/70R</b><br>REF. 44,0 x 104,5 MED. STD                          | <b>15006</b> |
| <b>780R</b><br>REF. 44,0 x 107,5 MED. STD                                     | <b>15016</b> |
| <b>619N1</b><br>REF. 48,0 x 117 MED. STD                                      | <b>15039</b> |
| <br>  |              |
| <b>» FORD</b>   |              |
| <b>FIESTA 1.0</b><br>REF. 18,0 x 59,0 MED. STD                                | <b>15276</b> |
| <b>FORD 1.0L SOHC</b><br>MED. STD   | <b>15325</b> |
| <b>FORD 1.4 TDCI</b><br>MED. STD  | <b>15292</b> |
| <b>FIESTA 1.3 HCS-EFI</b><br>REF. 18,0 x 64,0 MED. STD                        | <b>15192</b> |
| <b>1.6 ROCAM</b><br>REF. 18,0 x 62,0 MED. STD                                 | <b>15268</b> |
| <b>FIESTA 1.3 JLA/ESCORT 1.8 - MOT. ZETEC</b><br>REF. 18,0 x 62,0 MED. STD    | <b>15193</b> |
| <b>ESCORT 1.4/1.6 -../91</b><br>REF. 20,6 x 63,7 MED. STD                     | <b>15120</b> |
| <b>FALCON 170/187/188/221 - MAX ECONO</b><br>REF. 20,0 x 62,0 MED. STD-1/2-01 | <b>11906</b> |
| <b>F100/F350</b><br>REF. 23,2 x 77,2 MED. STD                                 | <b>13023</b> |
| <b>TAUNUS 2.0/2.3</b><br>REF. 23,2 x 77,0 MED. STD-1/2-01                     | <b>11908</b> |
| <b>SIERRA 1.6</b><br>REF. 24,0 x 68,8 MED. STD                                | <b>11909</b> |
| <b>FIESTA/ESCORT/ORION 1.8D</b><br>REF. 24,0 x 68,8 MED. STD                  | <b>15179</b> |

|  |              |
|--|--------------|
| <b>ESCORT 1.8TD - MOT. ZETEC</b><br>REF. 26,0 x 59,0 MED. STD                  | <b>15229</b> |
| <b>FOCUS 2.0 - 16V</b><br>REF. 26,0 x 69,0 MED. STD                            | <b>15275</b> |
| <b>TRANSIT 2.5D</b><br>REF. 19,0 x 55,0 MED. STD                               | <b>15200</b> |
| <b>F7000 - MOT. D225/6</b><br>REF. 32,0 x 82,0 MED. STD-1/2-01                 | <b>15165</b> |
| <b>F12000/F14000</b><br>REF. 38,0 x 88,0 MED. STD                              | <b>15185</b> |
| <b>TRACTOR MAJOR/NEW HOLLAND</b><br>REF. 38,1 x 89,3 MED. STD                  | <b>15181</b> |
| <b>NEW HOLLAND/CARGO 6.6</b><br>REF. 41,3 x 94,5 MED. STD                      | <b>15191</b> |
| <b>» HANOMAG</b>   |              |
| <b>MOT. D28/D14</b><br>REF. 30,0 x 78,0 MED. STD                               | <b>15023</b> |
| <b>» HYUNDAI</b>   |              |
| <b>H100 2476CC</b><br>REF. 29,0 x 75,5 MED. STD                                | <b>15218</b> |
| <b>» IHC-NAVISTAR</b>  |              |
| <b>DIESEL</b><br>REF. 35,9 x 82,0 MED. STD                                     | <b>15234</b> |
| <b>DT466</b><br>REF. 41,3 x 89,0 MED. STD                                      | <b>15278</b> |
| <b>DT360</b><br>REF. 38,0 x 84,0 MED. STD                                      | <b>15279</b> |
| <b>» IKA</b>   |              |
| <b>CONTINENTAL/TORNADO - 4 BANCADAS</b><br>REF. 38,0 x 84,0 MED. STD-1/2-01-05 | <b>10338</b> |
| <b>TORNADO/TORINO - 7 BANCADAS</b><br>REF. 38,0 x 84,0 MED. STD-1/2-01-05      | <b>10340</b> |

» **ISUZU**

**1.7D** 15196  
REF. 25,0 x 60,0 MED. STD-05

**1.7TD** 15214  
REF. 38,0 x 84,0 MED. STD

» **INDENOR**

**XD2 2304CC** 11964  
REF. 28,0 x 81,0 MED. STD-1/2-01-05

**XD2/XD3 2304CC - 84/..** 11965  
REF. 30,0 x 78,8 MED. STD-1/2-01-05

**XD3T** 15145  
REF. 32,0 x 78,8 MED. STD-1/2-01

**XD-4.88** 11961  
REF. 28,0 x 72,0 MED. STD-1/2-01-05

**XDP-6.90** 11962  
REF. 28,0 x 77,0 MED. STD-1/2-01- 05

» **IVECO**

**190H/HT** 15151  
REF. 50,0 x 117 MED. STD

**EUROTECH** 15172  
REF. 50,0 x 114,9 MED. STD

» **JOHN DEERE**

**1420/2420/4420** 11792  
REF. 30,2 x 85,1 MED. STD-05-10

**2330/2332/2530** 11795  
REF. 34,9 x 84,4 MED. STD-05-10

**SERIE 300** 15239  
REF. 41,3 x 84,4 MED. STD

**320 TURBO** 15177  
REF. 41,3 x 71,0 MED. STD

**3420** 11791  
REF. 30,2 x 81,3 MED. STD

|  |              |
|--|--------------|
| <b>350NA/TC</b><br>REF. 34,9 X 78,0 MED. STD   | <b>15233</b> |
| <b>3020/4020</b><br>REF. 38,1 x 85,2 MED. STD  | <b>15235</b> |
| <b>» KIA</b>   |              |
| <b>BESTA 2184CC</b><br>REF. 25,0 x 68,0 MED. STD                                       | <b>15217</b> |
| <b>PREGIO</b><br>REF. 30,0 x 76,0 MED. STD   | <b>15216</b> |
| <b>» KNORR</b>   |              |
| <b>75MM - COMPRESOR</b><br>REF. 18,0 x 63,0 MED. STD                                   | <b>15198</b> |
| <b>90MM - COMPRESOR</b><br>REF. 20,0 x 60,0 MED. STD                                   | <b>15197</b> |
| <b>» MAXION</b>  |              |
| <b>3.0TDI NGD</b><br>MED. STD  | <b>15317</b> |
| <b>» MERCEDES BENZ</b>   |              |
| <b>1112 - OM321</b><br>REF. 30,0 x 82,0 MED. STD                                       | <b>15022</b> |
| <b>OM611-EURO3</b><br>MED. STD   | <b>15331</b> |
| <b>L3500 - OM312</b><br>REF. 30,0 x 78,0 MED. STD                                      | <b>15023</b> |
| <b>COMPRESOR OM312/321/352 - 140CC</b><br>REF. 16,0 x 66,0 MED. STD-1/2-01-05          | <b>15137</b> |
| <b>3500</b><br>REF. 30,0 x 78,0 MED. STD   | <b>15023</b> |
| <b>OM314/OM352/OM364/OM366 - ASPIRADO/TURBO</b><br>REF. 36,0 x 82,5 MED. STD-1/2-01-05 | <b>15024</b> |
| <b>OM447/OM449</b><br>REF. 46,0 x 105 MED. STD   | <b>15152</b> |

|   |              |
|---|--------------|
| <b>OM355</b><br>REF. 48,0 x 108 MED. STD                              | <b>15144</b> |
| <b>OM457 - ELECTRONICO</b><br>REF. 52 x 102,5 MED. STD                | <b>15241</b> |
| <b>SPRINTER - MOT. ROVER GERMINI III</b><br>REF. 30,2 x 76,9 MED. STD | <b>15194</b> |
| <b>OM616/OM617 - 180D</b><br>REF. 26,0 x 74,0 MED. STD                | <b>15228</b> |
| <b>OM904/OM906</b><br>REF. 42,0 x 80,0 MED. STD                       | <b>15280</b> |
| <b>OM904</b><br>REF. 40,0 X 78,0 MED. STD                             | <b>15232</b> |
| <b>» MWM</b>  |              |
| <b>D226/D229</b><br>REF. 32,0 x 82,0 MED. STD-1/2-01                  | <b>15165</b> |
| <b>ACTEON-P113CM</b><br>MED. STD                                      | <b>15254</b> |
| <b>SPRINT 4.07/6.07T</b><br>REF. 35,0 x 77,0 MED. STD                 | <b>15223</b> |
| <b>TD229</b><br>REF. 35,0 x 88,0 MED. STD                             | <b>15167</b> |
| <b>4.10/6.10/4.10T/6.10T</b><br>REF. 38,0 x 88,0 MED. STD             | <b>15185</b> |
| <b>» PERKINS</b>  |              |
| <b>4-203/6-305</b><br>REF. 31,7 x 75,3 MED. STD-1/2-01-05             | <b>11991</b> |
| <b>6-354/4-236</b><br>REF. 34,9 x 84,1 MED. STD-1/2-01-05             | <b>11990</b> |
| <b>6-357</b><br>REF. 36,5 x 83,1 MED. STD                             | <b>15166</b> |
| <b>MAXION S4 - P4000</b><br>REF. 34,9 x 77,0 MED. STD                 | <b>15170</b> |
| <b>MAXION S4T - P4000T</b><br>REF. 38,1 x 78,0 MED. STD               | <b>15171</b> |
| <b>MAXION POWER STROKE</b><br>REF. 32,0 x 73,0 MED. STD               | <b>15269</b> |

|   |              |
|---|--------------|
| <b>TURBO 6-354</b><br>REF. 38,1 x 82,8 MED. STD                   | <b>11989</b> |
| <b>PRIMA</b><br>REF. 28,0 x 71,0 MED. STD                         | <b>15247</b> |
| <b>» PEUGEOT</b>  |              |
| <b>404 1.6</b><br>REF. 22,0 x 70,0 MED. STD-1/2-01                | <b>11959</b> |
| <b>PERN.PIST.PEUGEOT 205-TU5</b><br>MED. STD                      | <b>15291</b> |
| <b>405 - MOT. XU9</b><br>REF. 22,0 x 66,0 MED. STD                | <b>15161</b> |
| <b>504 1.8</b><br>REF. 23,0 x 70,0 MED. STD-1/2-01-05             | <b>11960</b> |
| <b>504/505GR - 2.0</b><br>REF. 23,0 x 74,0 MED. STD-1/2-01-05     | <b>11963</b> |
| <b>XUD8 DIESEL</b><br>REF. 25,0 x 66,0 MED. STD                   | <b>15224</b> |
| <b>405/205 - MOT. XUD9</b><br>REF. 25,0 x 72,0 MED. STD-1/2-01-05 | <b>15162</b> |
| <b>MOT. XUD7TE/XUD9TE</b><br>REF. 27,9 x 68,0 MED. STD            | <b>15215</b> |
| <b>504 DIESEL</b><br>REF. 30,0 x 78,8 MED. STD-1/2-01-05          | <b>11965</b> |
| <b>MOT. XU10J2</b><br>REF. 22,0 x 13,0 MED. STD                   | <b>15243</b> |
| <b>MOT. TUD5</b><br>REF. 23,0 x 13,0 MED. STD                     | <b>15244</b> |
| <b>MOT. XU10J4</b><br>REF. 23,0 x 53,0 MED. STD                   | <b>15245</b> |
| <b>MOT. XUD7</b><br>REF. 25,0 x 70,0 MED. STD                     | <b>15248</b> |
| <b>MOT. TUD3</b><br>REF. 23,0 x 63,0 MED. STD                     | <b>15265</b> |
| <b>MOT. DW10 - 2.0TD</b><br>REF. 28,0 x 70,0 MED. STD             | <b>15272</b> |
| <b>BOXER - MOT. DJ5T</b><br>REF. 34,0 x 68,0 MED. STD             | <b>15250</b> |

» **RASTROJERO**

**42HP 1578CC** 13012  
REF. 22,0 x 69,0 MED. STD-1/2-01-05

**52HP 1796CC** 13013  
REF. 25,0 x 64,0 MED. STD-1/2-01-05

» **RENAULT**

**GORDINI** 15118  
REF. 14,0 x 50,0 MED. STD-1/2-01-05

**CLIO 1.2/1.4 - MOT. E6J/E7J** 15190  
REF. 19,0 x 60,0 MED. STD

**CLIO D 1.5L-K9K** 15285  
MED. STD

**4S/4L 1020CC** 15117  
REF. 20,0 x 55,0 MED. STD-1/2-01

**R6** 15168  
REF. 20,0 x 57,0 MED. STD-1/2-01

**TWINGO 1.3** 15252  
REF. 18,0 x 62,0 MED. STD

**R12 1.3** 15120  
REF. 20,0 x 62,0 MED. STD-1/2-01

**R12/R9/R11/R18 1.4/1.6** 15146  
REF. 20,0 x 64,0 MED. STD-1/2-01

**1.6 - MOT. K4M** 15260  
REF. 20,0 x 62,0 MED. STD

**R19 1.8 - MOT. F3P** 15189  
REF. 21,0 x 57,0 MED. STD

**CLIO INY. 1647CC - MOT. F2N** 15201  
REF. 21,0 x 69,0 MED. STD

**MOT. F2N** 15210  
REF. 21,0 x 65,0 MED. STD

**R18/R21/COUPE FUEGO 2.0/2.2** 15147  
REF. 23,0 x 75,0 MED. STD-1/2-01

**R19/CLIO/EXPRESS 1.9D - MOT. F8Q** 15184  
REF. 24,0 x 63,0 MED. STD-1/2-01

**R19 - MOT. F8QT740** 15246  
REF. 26,0 x 61,5 MED. STD



|  |              |
|--|--------------|
| <b>MOT. F9QT TURBO DIESEL</b><br>REF. 28,0 x 60,0 MED. STD         | <b>15238</b> |
| <b>TRAFIC/R18 2.0D</b><br>REF. 28,0 x 75,0 MED. STD-1/2-01         | <b>15150</b> |
| <b>» SCANIA</b>  |              |
| <b>VABIS L111/L113</b><br>REF. 50,0 x 108 MED. STD                 | <b>15041</b> |
| <b>DS9/P94</b><br>REF. 50,0 x 92,0 MED. STD                        | <b>15253</b> |
| <b>DSC12 - SERIE 4</b><br>REF. 54,0 x 106 MED. STD                 | <b>15240</b> |
| <b>» TORNADO</b>   |              |
| <b>7 BANCADAS</b><br>REF. 25,0 x 72 MED. STD-01-05-1/2             | <b>10340</b> |
| <b>» TOYOTA</b>  |              |
| <b>HILUX/COROLLA DIESEL</b><br>REF. 26,9 x 73,8 MED. STD-1/2-01-05 | <b>14502</b> |
| <b>HILUX - 3.0L</b><br>MED. STD                                    | <b>15290</b> |
| <b>MOT. 3L</b><br>REF. 29,0 x 74,0 MED. STD                        | <b>15242</b> |
| <b>» VOLKSWAGEN</b>  |              |
| <b>1.0</b><br>REF. 17,0 x 45,0 MED. STD                            | <b>15259</b> |
| <b>FOX/GOL 1.6L</b><br>MED. STD                                    | <b>15320</b> |
| <b>GACEL 1.6/1.8/2.0 NAFTA</b><br>REF. 20,0 x 57,0 MED. STD-1/2-01 | <b>15168</b> |
| <b>GACEL 1.8 NAFTA</b><br>REF. 22,0 x 55,0 MED. STD-1/2-01-05      | <b>11995</b> |
| <b>GACEL 1.6 NAFTA -../85</b><br>REF. 22,0 x 63,0 MED. STD         | <b>15164</b> |

|   |              |
|---|--------------|
| <b>GACEL 1.6</b><br>REF. 20,0 x 54,0 MED. STD                             | <b>15251</b> |
| <b>KOMBI 1.5/1.6</b><br>REF. 22,0 x 72,0 MED. STD-1/2-01-05               | <b>13043</b> |
| <b>SAVEIRO/SENDA/POLO 1.6/1.9D</b><br>REF. 24,0 x 64,0 MED. STD-1/2-01-05 | <b>15149</b> |
| <b>GOLF/TRANSPORTER TURBO DIESEL</b><br>REF. 26,0 x 65,7 MED. STD         | <b>15187</b> |
| <b>» VOLVO</b>  |              |
| <b>TD102FS</b><br>REF. 52,0 x 98,0 MED. STD                               | <b>15176</b> |
| <b>TD120A/F/121F/TD122F</b><br>REF. 55,0 x 114 MED. STD                   | <b>15175</b> |
| <b>THD100E/TD100G/TD101/TD102FT</b><br>REF. 52,0 x 106 MED. STD           | <b>15169</b> |

# TAPAS DE CILINDROS



**» CATERPILLAR**

|   |          |
|---|----------|
| 3304 DI (Nº ORIGINAL 1N.4304)                     | T1124004 |
| 3304 PC (Nº ORIGINAL 8N.1188)                     | T1123988 |
| 3306 DI (Nº ORIGINAL 8N.6796) Inyección Directa   | T1124296 |
| 3304 PC (Nº ORIGINAL 8N.1187) Inyección Indirecta | T1124187 |
| 3406 DI (Nº ORIGINAL 7W0009)                      | T1124509 |
| 3406 PC (Nº ORIGINAL 7W00010)                     | T1124410 |
| 3406E-235   | T1144074 |

**» CHEVROLET**

|   |          |
|---|----------|
| ASTRA 1.6 - 16 VALVULAS - MOT. X16XE / X16XEL | T1430416 |
| CORSA 1.6 - 8 VALVULAS - MOT. C16NZ / C16LZ   | T1421808 |
| CORSA 1.7D - 4EE1                             | T1402760 |
| MERIVA 1.7DTI - Y17DT                         | T1455455 |

**» CITRÖEN**

|                                   |          |
|-----------------------------------|----------|
| ZX 1.9D - MOT. XUD9AL             | T44067J3 |
| XSARA/BERLINGO 1.9D - MOT. DW8    | T44537W3 |
| JUMPER 1.9TD - MOT. XUD9TE        | T44072N8 |
| JUMPER 2.5D 12 VAL.               | T44530K0 |
| JUMPER 2.5TD 12 VAL.              | T44531R3 |
| XSARA PICASSO 1.6 - MOT. TU5JP    | T44337P4 |
| C4 / C5 HDI 16 VAL. - MOT. DW10TD | T44592W5 |

**» CHRYSLER**

|                |          |
|----------------|----------|
| 4.0 - MOT. 242 | T1006140 |
|----------------|----------|

**» CUMMINS**

|               |          |
|---------------|----------|
| ISB 4BT-ELEC. | T213324B |
|---------------|----------|

|  |          |
|--|----------|
| ISB 6BT-ELEC. C/SISTEMA DE INY. COMMON RAIL      | T21056CR |
| ISB 6BT-ELEC. PARA BOMBA DE INY. VP-44           | T210566B |
| ISC 6CT  | T21249U0 |
| 4B / BT  | T2120005 |
| 6B / BT  | T2134747 |
| 6CT / CTA / CTAA                                 | T2136180 |
| 4B / BT - COMPLETA                               | T212000C |
| 6B / BT - COMPLETA                               | T213474C |
| 6CT / CTA / CTAA . COMPLETA                      | T213618C |
| <br>   |          |
| <b>» DETROIT</b>                                 |          |
| 4-71 (Nº ORIGINAL 5102771)                       | T6125471 |
| 6-71 (Nº ORIGINAL 5102770)                       | T6125570 |
| <br>   |          |
| <b>» FIAT</b>                                    |          |
| DAILY 2.8 D - INYECCIÓN INDIRECTA                | T2592472 |
| DAILY 2.8 TDI - INYECCIÓN DIRECTA                | T2558789 |
| DUCATO 2.3 - MOT. JTD - EURO IV (INYECTOR RECTO) | T25540E4 |
| DUCATO 2.3 - MOT. JTD - EURO V (INYECTOR CONICO) | T25541E5 |
| IVECO 3.0 - MOT. JTD - EURO III                  | T2554272 |
| IVECO 3.0 - MOT. JTD - EURO IV                   | T2554396 |
| DUCATO 2.8 - MOT JTD                             | T2537019 |
| IVECO 2.5 TDI - INYECCIÓN DIRECTA                | T2558408 |
| TIPO 1.4 - 8V                                    | T254558V |
| TIPO 1.6 - 8V                                    | T253718V |
| 147D - 1300                                      | T2513D8V |
| <br>   |          |
| <b>» FORD</b>                                    |          |
| EXPLORER - V6 OHV (PERA)                         | T59228V6 |

|   |                      |
|---|----------------------|
| EXPLORER - V6 SOHV  | T59229V6             |
| KA 1.0 - MOT. ROCAM   | T5951510             |
| FIESTA - MOT. ROCAM 1.6                                     | T5951616             |
| FIESTA/ESCORT 1.8D - MOT. RFS/RFU                           | T5902111             |
| FOCUS 2.0-16V DURATEC                                       | T5940600             |
| MONDEO 1.8TD - MOT. RFM                                     | T5902513             |
| TRANSIT 2.4 - MOT. TDCI - 16V.<br>TRANSIT 2.5D              | T5976848<br>T5943600 |
| <b>» HYUNDAI</b>  |                      |
| 2.2 CRDI - D4EA (ADM. RECTANGULAR)                          | T08353EA             |
| 2.2 CRDI - D4EB (ADM. REDONDO)                              | T08457EB             |
| <b>» ISUZU</b>  |                      |
| 2.3 - 4ZD1  | T2451421             |
| 3.1TD - 4JG2  | T24059G2             |
| <b>» JEEP</b>   |                      |
| G. CHEROKEE - MOT. VM - CALENT. VERTICAL                    | T04088AA             |
| <b>» MAXION</b>   |                      |
| 2.8TDI - POWER STROKE                                       | T5776528             |
| 2.5TDI - ROVER  | T5776127             |
| <b>» MAZDA</b>  |                      |
| 626 - 2.0TD - MOT. RF/CX                                    | T877420J             |
| 323/626 - 2.0D/TD - MOT. RF/RFN                             | T877410D             |
| R2/RF - ALTURA GUIA DE ESCAPE 9,5MM                         | T877500A             |
| 323/626 - 2.2/2.0D - MOT. R2/RF - ALTURA GUIA ESCAPE 17,5MM | T877400J             |

**» MERCEDES BENZ**

|                     |          |
|---------------------|----------|
| OM611 - SPRINTER    | T4857220 |
| OM352A              | T482882A |
| OM366               | T4814366 |
| OM906 C/FRENO MOTOR | T4845006 |

**» MITSUBISHI**

|  |          |
|--|----------|
| 2.0D - MOT. 4D68   | T191114D |
| 2.5D - MOT. 4D56 - V.ADM. 42MM/ESC. 36MM. ALT. VAL. 136 MM | T1977000 |
| 2.5TD - MOT. 4D56 - V.ADM. 40MM/ESC. 34MM (-1MM)           | T1951350 |
| 2.5TD - MOT. 4D56TD - 16 VALV. (TRITON KB4)                | T19431B4 |
| 2.8TD - MOT. 4M40T - COLECTOR ESCAPE 28X30MM               | T1951420 |
| 3.2TDI - MOT. 4M41   | T1951800 |

**» NISSAN**

|                             |          |
|-----------------------------|----------|
| 2.7TD - TD. - INYECTOR 20MM | T0301201 |
|-----------------------------|----------|

**» PERKINS**

|                |          |
|----------------|----------|
| 3-152          | T5731520 |
| 3-152 COMPLETA | T573152C |
| 4-236          | T5742360 |
| 4-236 COMPLETA | T574236C |

**» PEUGEOT**

|  |          |
|--|----------|
| XD3-INY.ROSC.  | T4402496 |
| 504 2000-XN1/ XNA GAMMA - ADMISION 2 BOCAS RECTANGULAR | T44504C1 |
| 505 2000-XN2/ XN6 - ADMISIÓN 4 BOCAS REDONDAS C/PICO   | T44505HG |
| BOXER DJ5  | T44530K0 |
| BOXER DJ5T   | T44531R3 |

|   |                 |
|---|-----------------|
| <b>306/405/PARTNER 1.9D - MOT. DW8/DW8T</b> | <b>T44537W3</b> |
| <b>206 - 1.4- 8 VALV. - MOT. TU3A</b>       | <b>T44337P4</b> |
| <b>306 - 1.6- 16 VALV. - TU5JP4</b>         | <b>T4433880</b> |
| <b>306D - MOT. DW10TD</b>                   | <b>T44592W5</b> |
| <b>307D - MOT. DV6TED4</b>                  | <b>T44596EH</b> |
| <b>405 - 1.8 - 8 VAL - MOT. XU7JP</b>       | <b>T4422B18</b> |
| <b>405 - 2.0 - 8 VAL - MOT. XU10J2</b>      | <b>T4422C20</b> |
| <b>306/405 - 1.9D - MOT. XUD9A/L</b>        | <b>T44067J3</b> |
| <b>306/405 - 1.9TD - MOT. XUD9TE</b>        | <b>T44072N8</b> |

**» RENAULT**

|  |                 |
|--|-----------------|
| <b>CLIO 1.6 - C3L</b>  | <b>T1836416</b> |
| <b>KANGOO 1.9D - MOT. F8Q-630 - CAL. VERTICAL</b>                      | <b>T1809813</b> |
| <b>CLIO 1.5 DCI - K9K</b>  | <b>T1852181</b> |
| <b>LAGUNA 1.9DTI</b>   | <b>T1856473</b> |
| <b>MASTER 2.2D - G9U</b>   | <b>T1879752</b> |
| <b>CLIO II - MOT. K7M-8V - JTA /MULTIPLE ADMISIÓN COMPLETA</b>         | <b>T1842770</b> |
| <b>MEGANE - MOT. K7M-8V - ADMISIÓN C/ORING - JTA INDIVIDUAL (M.V.)</b> | <b>T1890070</b> |
| <b>MEGANE - MOT. K4M-16V</b>   | <b>T1843253</b> |
| <b>R12 1.300 - 810</b>   | <b>T1836513</b> |
| <b>R18D - J8S/852</b>  | <b>T1804079</b> |
| <b>R19 - MOT. F8Q - ASIENTO VALV. ADM. 45° - CAL. HOR.</b>             | <b>T1804814</b> |

**» ROVER**

|                              |                 |
|------------------------------|-----------------|
| <b>1.6 / 1.8 - K16 / K18</b> | <b>T2002316</b> |
|------------------------------|-----------------|

**» SCANIA**

|             |                 |
|-------------|-----------------|
| <b>L112</b> | <b>T7611200</b> |
| <b>L113</b> | <b>T7611300</b> |



» **TOYOTA**

|  |          |
|--|----------|
| HILUX 2.4D - 2LTS  | T6305121 |
| HILUX 2.5-2KD  | T6378440 |
| HI-LUX/4-RUNNER 2.8D - MOT. 3L                             | T6305331 |
| HILUX 3.0-1KD  | T6378350 |
| HI-LUX/4-RUNNER 3.0D - MOT. 5L                             | T6305450 |
| LAND CRUISER TD/RUNNER 3.0TD - MOT. 1KZ-TE - V. ADM. 104,3 | T6378275 |

» **VOLKSWAGEN**

|  |          |
|--|----------|
| PASSAT 1.8 - ADR/APT   | T700251G |
| PASSAT 1.8 - AMB/ATW   | T700291L |
| GOL/SAVEIRO 1.6D   | T700101E |
| FOX/SURAN/GOL TREND 1.6  | T7056616 |
| GOL - MOT. AP1.8/2.0 - MOT. MY41.6 - MOT. BBX2.0 - C/GUIA 7 MM | T70285A7 |
| GOL - MOT. AP1.8/2.0 - MOT. MY41.6 - MOT. BBX2.0 - C/GUIA 8 MM | T70285B8 |
| POLO 1.9D - MOT. 1Y - GUIA VALV. 7MM                           | T700551M |
| POLO 1.9D - MOT. 1Y - GUIA VALV. 8MM                           | T700321D |
| POLO/GOLF/PASSAT 1.9TD - MOT. AAZ - GUIA VALV. 7MM             | T707081J |
| POLO 1.9TDI - AGP/AQM  | T707031B |
| POLO 1.9TDI - 1Z/7MM   | T707021K |
| TRANS. 1.9TD - ABL/7MM   | T700581L |
| AMAROK 2.0TDI - 16V  | T705181N |



# TORNILLOS PARA TAPAS DE CILINDROS



**» MERCEDES BENZ**

|                                  |         |
|----------------------------------|---------|
| OM314 / OM364 - 4 CIL.           | 820.040 |
| OM352A / OM366 / OM366A - 6 CIL. | 820.075 |
| OM447 / OM449 - 1 CIL.           | 820.091 |
| OM457 - 1 CIL.                   | 258.610 |
| OM611-SPRINTER - 4 CIL.          | 760.090 |
| OM616-MB180D - 4 CIL.            | 820.199 |
| OM904 / OM924 - 4 CIL.           | 060.350 |
| OM906 / OM926 - 6 CIL.           | 060.190 |

**» SCANIA**

|                            |         |
|----------------------------|---------|
| DC9-P94 / DS9-P93 - 1 CIL. | 820.334 |
| DSC12 - 1 CIL.             | 125.990 |

# VÁLVULAS



» **CHEVROLET****CORSA 1.4 - 8V**

REF. ADMISIÓN MED. 38 - 6 - 105

REF. ESCAPE MED. 31 - 6 - 105,3

**V140273A****V140274E****CORSA 1.6 - 8V**

REF. ADMISIÓN MED. 38 - 7 - 101,8

REF. ESCAPE MED. 31,1 - 7 - 101,8

**V140275A****V140276E****AVEO 1.4/ 1.6 - 16V**

REF. ADMISIÓN MED. 28,6 - 5,95 - 101,6

REF. ESCAPE MED. 27,36 - 5,93 - 101,3

**V140361A****V140362E****CORSA 1.6 - 16V**

REF. ADMISIÓN MED. 31,07 - 5,96 - 103,38

REF. ESCAPE MED. 27,54 - 5,95 - 102

**V140364A****V140363E****VECTRA 2.0/ 2.4 - 16V**

REF. ADMISIÓN MED. 32 - 5,96 - 102,15

REF. ESCAPE MED. 28,92 - 5,94 - 92,39

**V140365A****V140366E**» **CUMMINS****SERIE B/BT**

REF. ADMISIÓN MED. 45 - 7,97 - 129,15

REF. ESCAPE MED. 42 - 7,970 - 129,05

**V210385A****V210386E****ICB 3.9-ELECTR.**

REF. ADMISIÓN MED. 33 - 7 - 124,65

REF. ESCAPE MED. 33 - 7 - 124,28

**V210387A****V210388E**» **FIAT****MOT.TIPO 1.4**

REF. ADMISIÓN MED. 37,5 - 8 - 108,5

**V250262A****MOT.TIPO 1.6**

REF. ADMISIÓN MED. 39,5 - 8 - 108,5

**V250263A****MOT.TIPO 1.4/1.6**

REF. ESCAPE MED. 31 - 8 - 109,2

**V250264E****DUNA / UNO1.7D**

REF. ADMISIÓN MED. 37,3 - 8 - 117

REF. ESCAPE MED. 33 - 8 - 117

**V250265A****V250266E****PALIO - MOT. 1.7 DIESEL TURBO**

REF. ADMISIÓN MED. 37,4 - 8 - 116,5

REF. ESCAPE MED. 33,4 - 8 - 116,5

**V250309A****V250310E****PALIO - MOT. FIRE 1.4 - 8V**

REF. ADMISIÓN MED. 33,2 - 5 - 98,15

**V250311A**

|   |                 |
|---|-----------------|
| REF. ESCAPE MED. 28 - 5 - 98,75         | <b>V250312E</b> |
| <b>PALIO - MOT. TORQUE 1.6 - 16V.</b>   |                 |
| REF. ADMISIÓN MED. STD 30,3 - 7 - 102,5 | <b>V250301A</b> |
| REF. ESCAPE MED. 29,9 - 7 - 102,3       | <b>V250302E</b> |
| <b>147 - 1.3 DIESEL</b>                 |                 |
| REF. ADMISIÓN MED. STD 34 - 8 - 112     | <b>V250305A</b> |
| REF. ESCAPE MED. 29 - 8 - 112           | <b>V250306E</b> |
| <b>UNO - MOT. FIRE 1.3 - 16V</b>        |                 |
| REF. ADMISIÓN MED. STD 26,9 - 6 - 95,2  | <b>V250303A</b> |
| REF. ESCAPE MED. 22,4 - 6 - 96,06       | <b>V250304E</b> |
| <b>DUCATO 2.3JTD-MULTIJET</b>           |                 |
| REF. ADMISIÓN MED. 30 - 5,99 - 120,4    | <b>V250389A</b> |
| REF. ESCAPE MED. 30 - 5,98 - 120,4      | <b>V250390E</b> |
| <b>DUCATO 2.5/2.8D</b>                  |                 |
| REF. ADMISIÓN MED. 43,5 - 7,99 - 122    | <b>V250403A</b> |
| REF. ESCAPE MED. 36,5 - 7,98 - 122      | <b>V250404E</b> |
| <br>                                    |                 |
| <b>» FORD</b>                           |                 |
| <br>                                    |                 |
| <b>RANGER 2.2/ 3.2D</b>                 |                 |
| REF. ADMISIÓN MED. 29,8 - 6,93 - 122,1  | <b>V590391A</b> |
| REF. ESCAPE MED. 25,8 - 6,925 - 121,88  | <b>V590392E</b> |
| <b>TRANSIT 2.5D</b>                     |                 |
| REF. ADMISIÓN MED. 42,05 - 8,95 - 124,4 | <b>V590405A</b> |
| REF. ESCAPE MED. 8,93 - 36,40 - 123,86  | <b>V590406E</b> |
| <b>FIESTA 1.8D</b>                      |                 |
| REF. ADMISIÓN MED. 36,5 - 8 - 107,2     | <b>V590279A</b> |
| REF. ESCAPE MED. 32 - 8 - 109,4         | <b>V590280E</b> |
| <b>FIESTA 1.8D - MEDIDA 0.005"</b>      |                 |
| REF. ADMISIÓN MED. 32 - 8,13 - 107,2    | <b>V590279A</b> |
| REF. ESCAPE MED. 32 - 8,13 - 109,4      | <b>V590280E</b> |
| <b>FIESTA 1.8D - MEDIDA 0.010"</b>      |                 |
| REF. ADMISIÓN MED. 32 - 8,25 - 107,2    | <b>V590279A</b> |
| REF. ESCAPE MED. 32 - 8,25 - 109,4      | <b>V590280E</b> |
| <b>FOCUS 2.0 - 16V DURATEC</b>          |                 |
| REF. ADMISIÓN MED. 35 - 5,48 - 103,4    | <b>V590352A</b> |
| REF. ESCAPE MED. 30 - 5,47 - 104,6      | <b>V590351E</b> |
| <b>FIESTA 1.6 - MOT. ROCAM 8V</b>       |                 |
| REF. ADMISIÓN MED. 40 - 5,96 - 109,5    | <b>V590354A</b> |
| REF. ESCAPE MED. 34,06 - 5,95 - 109,7   | <b>V590353E</b> |
| <b>FIESTA 1.6 - 16V - MOT. SIGMA</b>    |                 |
| REF. ADMISIÓN MED. 30,12 - 5,97 - 98,92 | <b>V590355A</b> |
| REF. ESCAPE MED. 24,15 - 5,96 - 101,3   | <b>V590356E</b> |

**ESCORT 1.8 - 16V - MOT. ZETEC - 1RAN**

REF. ADMISIÓN MED. 28,04 - 6,01 - 96,9

REF. ESCAPE MED. 28 - 6,02 - 96,74

**V590357A****V590358E****ESCORT 1.8 - 16V - MOT. ZETEC - 3RAN**

REF. ADMISIÓN MED. 31,94 - 6,04 - 96,96

REF. ESCAPE MED. 27,93 - 6,01 - 96,43

**V590359A****V590360E****» MWM****SPRINT 4.07/6.07**

REF. ADMISIÓN MED. 33 - 6,95 - 105,1

REF. ESCAPE MED. 40 - 6,96 - 105,15

**V130395A****V130396E****» MERCEDES BENZ****OM611**

REF. ADMISIÓN MED. 30,15 - 6,96 - 103,95

REF. ESCAPE MED. 28,4 - 6,96 - 104,35

**V480393A****V480394E****» MAXIÓN****2.5/2.8D**

REF. ADMISIÓN MED. 38,9 - 7,96 - 116,38

REF. ESCAPE MED. 36,5 - 7,95 - 116,53

**V570407A****V570408E****3.0D - 16V**

REF. ADMISIÓN MED. 32 - 5,94 - 114,19

REF. ESCAPE MED. 29 - 5,93 - 114,2

**V570409A****V570410E****» PERKINS****3-152/ 4-203/ 6-305**

REF. ADMISIÓN MED. 38,96 - 7,91 - 114,2

REF. ESCAPE MED. 33,40 - 7,91 - 114,2

**V570411A****V570412E****» PEUGEOT****MOT. XUD9/DW8**

REF. ADMISIÓN MED. 38,5 - 8 - 112,5

REF. ESCAPE MED. 33 - 8 - 112,2

**V440277A****V440278E****MOT. TU5JP4**

REF. ADMISIÓN MED. 31,3 - 6 - 103,8

REF. ESCAPE MED. 24,5 - 6 - 104,4

**V440313A****V440314E**



**MOT. TU3JP - 45º**

REF. ADMISIÓN MED. 36,7 - 7 - 112,8  
REF. ESCAPE MED. 29,2 - 7 - 112,6

**V440315A**  
**V440316E**

**MOT. XN1 - 504 - 2.0**

REF. ADMISIÓN MED. 42,6 - 8 - 118,5  
REF. ESCAPE MED. 35,5 - 8 - 112

**V440317A**  
**V440318E**

**MOT. TU5JP**

REF. ADMISIÓN MED. 39,36 - 6,97 - 111,5  
REF. ESCAPE MED. 31,34 - 6,97 - 111,5

**V440368A**  
**V440367E**

**MOT. DV6 - 1.6HDI**

REF. ADMISIÓN MED. 25,57 - 5,47 - 96,22  
REF. ESCAPE MED. 23,5 - 5,45 - 96,5

**V440369A**  
**V440370E**

**» RENAULT****R9/R11-1400/1600**

REF. ADMISIÓN MED. 34 - 7 - 91,5  
REF. ESCAPE MED. 29, - 7 - 89

**V180267A**  
**V180268E**

**R19 - MOT.F8Q**

REF. ADMISIÓN MED. 35 - 8 - 110  
REF. ESCAPE MED. 31,3 - 8 - 109

**V180269A**  
**V180270E**

**1.6 16V - MOT. K4M**

REF. ADMISIÓN MED. 32,7 - 5,5 - 109,3  
REF. ESCAPE MED. 28,0 - 5,5 - 107,7

**V180271A**  
**V180272E**

**CLIO II - MOT. F4R**

REF. ADMISIÓN MED. 33,5 - 5,5 - 110  
REF. ESCAPE MED. 29 - 5,4 - 109

**V180330A**  
**V180331E**

**CLIO III - MOT. D4F**

REF. ADMISIÓN MED. 26 - 5,4 - 110,7  
REF. ESCAPE MED. 22,1 - 5,4 - 112,5

**V180319A**  
**V180320E**

**R12 - 1400/ JRS - M/ V**

REF. ADMISIÓN MED. 33,96 - 6,96 - 89,77  
REF. ESCAPE MED. 30,18 - 6,95 - 88,96

**V180372A**  
**V180371E**

**R19TD - MOT. F9QTD**

REF. ADMISIÓN MED. 35,32 - 6,98 - 110,7  
REF. ESCAPE MED. 32,61 - 6,96 - 110,78

**V180374A**  
**V180373E**

**CLIO - MOT. F3P/ F3R**

REF. ADMISIÓN MED. 40,01 - 7,98 - 115,34  
REF. ESCAPE MED. 32,68 - 7,94 - 115,28

**V180376A**  
**V180375E**

**CLIO - MOT. K7M - 30º**

REF. ADMISIÓN MED. 37,53 - 6,98 - 107,73

**V180377A**

**CLIO - MOT. K7M - 45º**

REF. ESCAPE MED. 33,55 - 6,96 - 107,59

**V180378E**

**CLIO - MOT. K7M/ K7J - 45º**

REF. ADMISIÓN MED. 33,62 - 6,95 - 108,3  
REF. ESCAPE MED. 37,6 - 6,95 - 108,44

**V180379A**  
**V180380E**

**CLIO 1.5 DCI - K9K**

REF. ADMISIÓN MED. 33,49 - 5,98 - 101,33  
REF. ESCAPE MED. 29,06 - 5,96 - 100,65

**V180382A**  
**V180381E**

**» TOYOTA****3.0D 16V - MOT.1KD**

REF. ADMISIÓN MED. 32,2 - 5,97 - 105,45  
REF. ESCAPE MED. 27,8 - 5,96 - 105,32

**V630397A**  
**V630398E**

**2.5D 16V - MOT.2KD FTV**

REF. ADMISIÓN MED. 30,5 - 5,97 - 105,55  
REF. ESCAPE MED. 26,5 - 5,96 - 105,8

**V630399A**  
**V630400E**

**2.4/ 3.0D - MOT.2L/ 3L**

REF. ADMISIÓN MED. 42,4 - 7,97 - 103,5  
REF. ESCAPE MED. 36,1 - 7,96 - 103,5

**V630401A**  
**V630402E**

**» VOLKSWAGEN****GOL 1.6D**

REF. ADMISIÓN MED. 34 - 8 - 105  
REF. ESCAPE MED.31,2 - 8 - 105

**V700258A**  
**V700259E**

**GOL 1.8 - MOT. AP-8MM**

REF. ADMISIÓN MED. 38 - 8 - 99  
REF. ESCAPE MED. 33 - 8 - 98,8

**V700260A**  
**V700261E**

**FOX/ SURAN 1.6 - 8V.**

REF. ADMISIÓN MED. 34,5 - 6 - 99,2  
REF. ESCAPE MED. 28 - 6 - 99,2

**V700295A**  
**V700296E**

**POLO 1.9D - 7MM**

REF. ADMISIÓN MED. 36 - 7 - 95,5  
REF. ESCAPE MED. 31,2 - 7 - 95,55

**V700297A**  
**V700298E**

**GOLF/CADDY - 1.6 / 1.8 MI**

REF. ADMISIÓN MED. 37,8 - 7 - 91,9  
REF. ESCAPE MED. 32,9 - 7 - 91,15

**V700321A**  
**V700322E**

**AMAROK TDI-16V**

REF. ADMISIÓN MED. 28,1 - 6 - 99,3  
REF. ESCAPE MED. 26 - 6 - 99,1

**V700327A**  
**V700328E**



**Fapersa**  
[www.fapersa.com.ar](http://www.fapersa.com.ar)